



# **J – BUDGET AND FINANCIAL STATEMENTS**



BUDGET FOR THE YEAR ENDING  
DECEMBER 31, 2010  
\$000'S

Sch	Budget 2010	Forecast 2009	Budget 2009	Actual 2008	Actual 2007
<b>Revenue:</b>					
Diocesan assessments	\$ 1,000	\$ 915	\$ 980	\$ 881	\$ 836
Investment income	370	441	632	693	551
Ground rent	372	372	372	373	373
Donations and other income	100	100	200	58	32
Management fees and transfers	40	38	41	56	69
	<b>1,882</b>	<b>1,866</b>	<b>2,225</b>	<b>2,061</b>	<b>1,861</b>
<b>Expenses:</b>					
Ministry and mission					
Parish ministry and chaplaincies	2 224	298	331	334	519
General and Provincial Synods	262	262	262	261	249
Outreach and mission	3 218	210	216	209	273
Resources for ministry	4 111	168	173	192	286
Programme support	5 166	157	155	150	141
Total Ministry and mission	981	1,095	1,137	1,146	1,468
Administration	6 665	775	795	732	998
Office of the Bishop	224	204	200	204	211
Retired clergy benefits	7 90	87	130	121	122
Payroll administration	75	71	71	68	59
Synod	8 32	43	44	44	39
Interest	10	11	11	11	12
150th anniversary	-	12	25	-	-
Fundraising	-	18	-	13	-
	<b>2,076</b>	<b>2,317</b>	<b>2,413</b>	<b>2,339</b>	<b>2,909</b>
<b>Loss from operations</b>	<b>(194)</b>	<b>(452)</b>	<b>(188)</b>	<b>(278)</b>	<b>(1,048)</b>
<b>Special income (expense)</b>					
Transfers from funds held in trust	300	900	500	-	-
Amortization	(5)	(5)	(5)	(7)	(9)
Legal services re funds	(5)	(10)	(10)	-	-
Reduction in liability for post retirement benefits	17	17	-	17	-
Recovery from school settlement	-	-	-	-	197
Discontinued operations - Diocesan Book Room	-	-	-	(105)	(85)
Gains on sale of churches and properties	-	498	-	-	-
Realized gains on sale of investments	-	203	-	194	179
Other	-	12	-	(20)	3
	<b>307</b>	<b>1,615</b>	<b>485</b>	<b>79</b>	<b>285</b>
<b>Income (loss) for the period</b>	<b>\$ 113</b>	<b>\$ 1,163</b>	<b>\$ 297</b>	<b>\$ (199)</b>	<b>\$ (763)</b>

BUDGET FOR THE YEAR ENDING  
DECEMBER 31, 2010  
\$000'S

<b>INVESTMENT INCOME</b>	<b>Budget 2010</b>	<b>Forecast 2009</b>	<b>Budget 2009</b>	<b>Actual 2008</b>	<b>Actual 2007</b>
Dividends and distributions	\$ 340	\$ 422	\$ 582	\$ 640	\$ 485
Interest income	30	19	50	53	66
	\$ 370	\$ 441	\$ 632	\$ 693	\$ 551

<b>PARISH MINISTRY AND CHAPLAINCIES</b>	<b>Budget 2010</b>	<b>Forecast 2009</b>	<b>Budget 2009</b>	<b>Actual 2008</b>	<b>Actual 2007</b>
Curates	\$ 60	\$ 62	\$ 86	\$ 76	\$ 33
Emerge	19	20	18	11	35
Chomedey	10	6	17	14	23
Clergy Assistance, Rehabilitation & Retraining	10	10	10	16	4
Mascouche	9	9	9	9	18
St Margaret's Tetreauville	6	7	6	7	2
St.Hubert & Longueuil	5	24	11	21	13
Outfit grants (new ordinands)	5	2	5	1	5
Frehligsburg	3	3	3	3	2
Ville Emard Rectory	3	3	3	-	-
Hudson, cemetery	1	1	1	2	2
St. Andrew's East	1	1	1	1	2
Verdun	-	-	-	9	28
Diocesan Chaplain	-	34	32	31	32
Provision for sundry & other employment related costs	-	20	20	(6)	-
Delson, Chateauguay	-	2	4	5	26
Evergreen	-	-	-	-	39
Harvard Avenue - special repairs	-	-	-	-	30
GORA	-	-	-	-	29
St. Ignatius	-	-	-	-	29
Valleyfield	-	-	-	-	5
Clarenceville	-	-	-	-	1
	131	204	226	200	358
Port of Montreal - Mission to Seamen	21	21	21	21	21
Concordia University	2	-	8	8	8
McGill University	2	2	-	3	43
MUHC (Mtl General, Royal Vic)	-	-	-	16	42
Other	-	3	-	13	3
	25	26	29	61	117
Clergy life insurance and other	44	39	44	32	12
Clergy development	24	21	24	30	24
Temporary duty	-	5	5	10	8
Post ordination training	-	3	3	-	-
Quebec Religious Heritage	-	-	-	1	-
	68	68	76	73	44
	\$ 224	\$ 298	\$ 331	\$ 334	\$ 519

BUDGET FOR THE YEAR ENDING  
DECEMBER 31, 2010  
\$000'S

<b>OUTREACH AND MISSION</b>	<b>Budget 2010</b>	<b>Forecast 2009</b>	<b>Budget 2009</b>	<b>Actual 2008</b>	<b>Actual 2007</b>
Mile End Mission	\$ 71	\$ 70	\$ 70	\$ 70	\$ 57
Sorel	49	46	48	45	47
Action Refugiés Montreal	35	35	36	35	35
Tyndale St George's Community Centre	24	24	24	24	24
Partners in Mission	12	12	12	6	4
PWRDF	9	8	7	4	5
Reseau Francophone	6	6	6	-	-
Other	6	5	5	25	99
Multicultural and Racism Awareness	-	-	4	-	1
Standing Committee Activities	6	4	4	-	-
Stewardship of the Environment	1	-	-	-	1
	<b>\$ 218</b>	<b>\$ 210</b>	<b>\$ 216</b>	<b>\$ 209</b>	<b>\$ 273</b>

<b>RESOURCES FOR MINISTRY</b>	<b>Budget 2010</b>	<b>Forecast 2009</b>	<b>Budget 2009</b>	<b>Actual 2008</b>	<b>Actual 2007</b>
The Montreal Anglican (newspaper)	\$ 50	\$ 54	\$ 54	\$ 44	\$ 62
Centre for Lay Education	44	43	43	51	35
Youth Ministries	5	44	44	48	49
Other	-	5	5	13	81
Sisters' of St John the Divine	-	-	5	23	49
Standing Committee Activities	2	5	5	-	-
Kidstuff (Children's ministry)	3	4	4	1	1
Spiritual Direction	-	4	4	1	2
Anglican Church Women	3	3	3	3	2
Lay Readers Association	3	3	3	2	4
Lay Pastoral Visitors	-	2	2	-	-
Council on Aging	1	1	1	4	1
Safer Church Task Force	-	-	-	2	-
	<b>\$ 111</b>	<b>\$ 168</b>	<b>\$ 173</b>	<b>\$ 192</b>	<b>\$ 286</b>

<b>PROGRAMME SUPPORT</b>	<b>Budget 2010</b>	<b>Forecast 2009</b>	<b>Budget 2009</b>	<b>Actual 2008</b>	<b>Actual 2007</b>
Salaries	\$ 51	\$ 77	\$ 97	\$ 119	\$ 118
Congregation Development	45	45	11	-	-
Stewardship Officer	45	-	11	-	-
Office expenses	10	13	13	10	13
Pension plan for lay employees	10	10	10	9	2
Stewardship Day	5	5	9	5	8
Fresh Start	-	-	3	-	-
Diocesan Events	-	7	1	-	-
Miscellaneous	-	-	-	7	-
	<b>\$ 166</b>	<b>\$ 157</b>	<b>\$ 155</b>	<b>\$ 150</b>	<b>\$ 141</b>

**BUDGET FOR THE YEAR ENDING  
DECEMBER 31, 2010**  
\$000'S

<b>ADMINISTRATION</b>	<b>Budget 2010</b>	<b>Forecast 2009</b>	<b>Budget 2009</b>	<b>Actual 2008</b>	<b>Actual 2007</b>
Salaries and benefits	\$ 227	\$ 312	\$ 332	\$ 323	\$ 351
Parish Ministry support	168	165	165	156	96
Occupancy costs	90	90	90	81	94
Archives	49	48	48	32	39
Audit	35	38	38	67	138
Archdeacons & Regional Deans	30	32	35	40	48
Computer support	30	30	30	27	2
Office machinery and supplies	20	22	22	16	18
Telephone, fax and postage costs	15	18	18	10	17
Insurance, taxes, and permits	2	2	2	2	(1)
Synod residences	-	3	-	7	-
Bad debts (recovery)	-	-	-	(50)	153
Other	-	15	15	21	21
Consulting	-	-	-	-	19
Strategic planning	-	-	-	-	3
	<b>\$ 665</b>	<b>\$ 775</b>	<b>\$ 795</b>	<b>\$ 732</b>	<b>\$ 998</b>

<b>RETIRED CLERGY BENEFITS</b>	<b>Budget 2010</b>	<b>Forecast 2009</b>	<b>Budget 2009</b>	<b>Actual 2008</b>	<b>Actual 2007</b>
Health and death benefits	\$ 41	\$ 41	\$ 75	\$ 67	\$ 74
Supplemental pensions	29	29	29	28	28
Dental	20	17	26	26	20
	<b>\$ 90</b>	<b>\$ 87</b>	<b>\$ 130</b>	<b>\$ 121</b>	<b>\$ 122</b>

<b>SYNOD</b>	<b>Budget 2010</b>	<b>Forecast 2009</b>	<b>Budget 2009</b>	<b>Actual 2008</b>	<b>Actual 2007</b>
Synod salary support	\$ 17	\$ 15	\$ 14	\$ 12	\$ 12
Synod printing and stationery	10	20	20	22	15
Council, committees, and meetings	5	8	10	10	12
	<b>\$ 32</b>	<b>\$ 43</b>	<b>\$ 44</b>	<b>\$ 44</b>	<b>\$ 39</b>

**The Synod of the Diocese  
of Montreal  
Consolidated Financial Statements  
For the year ended December 31, 2008**

**The Synod of the Diocese of Montreal  
Consolidated Financial Statements  
For the year ended December 31, 2008**

**Contents**

---

<b>Auditors' Report</b>	<b>2</b>
<b>Consolidated Financial Statements</b>	
Statement of Financial Position	3
Statement of Operations	4
Statement of Changes in Net Assets	5
Statement of Cash Flows	6
Notes to Financial Statements	7
<b>Supplementary Consolidated Financial Information</b>	
Schedule 1 - Investment Income	23
Schedule 2 - Management fees and Transfers	24
Schedule 3 - Parish Ministry and Chaplaincies	25
Schedule 4 - Outreach and Mission	26
Schedule 5 - Resources for Ministry	27
Schedule 6 - Programme Support	28
Schedule 7 - Administration	29
Schedule 8 - Retired Clergy Benefits	30
Schedule 9 - Payroll Administration	31
Schedule 10 - Synod	32





**BDO Dunwoody** s.r.l./S.E.N.C.R.L./LLP  
Comptables agréés et conseillers  
Chartered Accountants and Advisors

1000, rue De La Gauchetière Ouest  
Bureau 200  
Montréal (Québec) Canada H3B 4W5  
Téléphone / Phone: (514) 931-0841  
Télécopieur / Fax: (514) 931-9491  
[www.bdo.ca](http://www.bdo.ca)

---

## Auditors' Report

---

### To the Members of The Synod of the Diocese of Montreal

We have audited the consolidated statement of financial position of The Synod of the Diocese of Montreal ("Synod") as at December 31, 2008 and the consolidated statements of operations, changes in net assets and cash flows for the year then ended. These financial statements are the responsibility of the Synod's management. Our responsibility is to express an opinion on these financial statements based on our audit.

We conducted our audit in accordance with Canadian generally accepted auditing standards. Those standards require that we plan and perform an audit to obtain reasonable assurance whether the financial statements are free of material misstatement. An audit includes examining, on a test basis, evidence supporting the amounts and disclosures in the financial statements. An audit also includes assessing the accounting principles used and significant estimates made by management, as well as evaluating the overall financial statement presentation.

These consolidated financial statements present fairly, in all material respects, the financial position of the Synod as at December 31, 2008 and the results of its operations and its cash flows for the year then ended in accordance with Canadian generally accepted accounting principles.

*BDO Dunwoody LLP*

Chartered Accountants

Montréal, Québec  
March 27, 2009

CA Auditor permit No. 8190

2

*BDO Dunwoody s.r.l./S.E.N.C.R.L. est une société en nom collectif à responsabilité limitée constituée en Ontario*

*BDO Dunwoody LLP is a Limited Liability Partnership registered in Ontario*



Budget and Financial Statements

J-7

**The Synod of the Diocese of Montreal  
Consolidated Statement of Financial Position**

December 31	2008	2007
<b>Assets</b>		
<b>Current</b>		
Cash	\$ 413,614	\$ 319,999
Short-term investments (Note 4)	10,076	-
Accounts receivable (Note 8)	534,287	488,126
Prepaid expenses	7,625	-
Net assets - The Diocesan Book Room	-	30,530
Current portion of loans and mortgage loans receivable (Note 9)	63,979	107,224
	<u>1,029,581</u>	<u>945,879</u>
Investments (Note 5)	7,728,294	10,280,257
Investment in 147368 Canada Inc. (Note 6)	40	40
Loans and mortgage loans receivable (Note 9)	294,577	273,332
Capital assets (Note 10)	256,544	290,455
Cash and marketable securities held in trust (Note 11)	2,051,611	2,210,899
	<u>\$ 11,360,647</u>	<u>\$ 14,000,862</u>
<b>Liabilities and Net Assets</b>		
<b>Current</b>		
Accounts payable and accrued liabilities (Note 12)	\$ 773,525	\$ 923,861
Advances from the trust funds, non-interest bearing and payable on demand	997,850	1,149,539
	<u>1,771,375</u>	<u>2,073,400</u>
Amounts held in trust (Note 11)	2,051,611	2,210,899
Post retirement benefits (Note 22)	702,033	730,512
	<u>4,525,019</u>	<u>5,014,811</u>
<b>Net assets</b>		
General fund	(3,793,798)	(3,399,131)
Net assets invested in capital assets	256,544	290,455
Diocesan Development Fund (Note 14)	-	148,154
Restricted Funds (Note 13)	10,372,882	11,946,573
	<u>6,835,628</u>	<u>8,986,051</u>
	<u>\$ 11,360,647</u>	<u>\$ 14,000,862</u>

On behalf of The Synod of the Diocese of Montréal

 Bishop  
 Treasurer

The accompanying notes are an integral part of these consolidated financial statements.

3

## The Synod of the Diocese of Montreal Consolidated Statement of Operations

For the year ended December 31	2008	2007
<b>Revenue</b>		
Administrative assessments	\$ 649,002	\$ 574,670
Mission commitments	231,533	260,869
	<u>880,535</u>	<u>835,539</u>
Investment income (Schedule 1)	692,708	550,895
Ground rent	372,620	373,293
Donations and other income	57,838	31,917
Management fees and transfers (Schedule 2)	56,211	68,821
	<u>2,059,912</u>	<u>1,860,465</u>
<b>Expenditures</b>		
Ministry and mission		
Parish ministry and chaplaincies (Schedule 3)	333,597	518,729
General and Provincial Synods	261,003	248,900
Outreach and mission (Schedule 4)	208,226	272,627
Resources for ministry (Schedule 5)	191,507	286,060
Programme support (Schedule 6)	140,416	139,147
	<u>1,134,749</u>	<u>1,465,463</u>
Total Ministry and mission	1,134,749	1,465,463
Administration (Schedule 7)	730,832	998,441
Office of the Bishop	203,849	210,738
Retired clergy benefits (Schedule 8)	121,756	122,246
Payroll administration (Schedule 9)	68,199	59,457
Synod (Schedule 10)	53,681	40,585
Fundraising	13,039	-
Interest	10,627	12,408
	<u>2,336,732</u>	<u>2,909,338</u>
<b>Deficiency of revenue over expenditures before the following</b>	<u>(276,820)</u>	<u>(1,048,873)</u>
<b>Other revenue (expenditures)</b>		
Recovery from school settlement (Note 16)	-	196,645
Realized gains on sale of investments	193,731	179,493
Amortization of experience gain (Note 22)	17,079	-
Discontinued operations - Diocesan Book Room (Note 17)	(104,971)	(84,704)
Amortization	(7,482)	(8,723)
Other	(20,312)	3,388
	<u>78,045</u>	<u>286,099</u>
<b>Deficiency of revenue over expenditures for the year</b>	<u>\$ (198,775)</u>	<u>\$ (762,774)</u>

The accompanying notes are an integral part of these consolidated financial statements.

4

**The Synod of the Diocese of Montreal  
Consolidated Statement of Changes in Net Assets**

For the year ended December 31	2008				2007			
	General Fund	Net Assets Invested in Capital Assets	Diocesan Development Fund	Restricted Funds	Total	Total	Total	Total
Balance, beginning of year, at cost	\$ (3,511,106)	\$ 290,455	\$ 148,154	\$ 9,457,376	\$ 6,384,879	\$ 6,384,879	\$ 7,147,653	
(Deficiency) excess of revenue over expenditures for the year	(885,830)	(10,514)	-	697,569	(198,775)	(198,775)	(762,774)	
Net investment in capital assets	23,397	(23,397)	-	-	-	-	-	
Interfund transfers (Note 14)	608,988	-	(148,154)	(460,834)	-	-	-	
Balance, end of year, at cost	(3,764,551)	256,544	-	9,694,111	6,186,104	6,186,104	6,384,879	
Cumulative gains reported directly in the statement of changes in net assets, beginning of year	111,975	-	-	2,489,197	2,601,172	2,601,172	3,152,207	
Realized gains on available-for-sale investments transferred to the statement of operations during the year	-	-	-	(193,731)	(193,731)	(193,731)	179,493	
Changes in unrealized losses on available-for-sale financial assets during the year	(141,222)	-	-	(1,616,695)	(1,757,917)	(1,757,917)	(730,528)	
Cumulative gains (losses) reported directly in the statement of changes in net assets, end of year	(29,247)	-	-	678,771	649,524	649,524	2,601,172	
Balance, end of year, at market value	\$ (3,793,798)	\$ 256,544	\$ -	\$ 10,372,882	\$ 6,835,628	\$ 6,835,628	\$ 8,986,051	

The accompanying notes are an integral part of these consolidated financial statements.

## The Synod of the Diocese of Montreal Consolidated Statement of Cash Flows

For the year ended December 31	2008	2007
<b>Cash flows from operating activities</b>		
Deficiency of revenue over expenditures for the year	\$ (198,775)	\$ (762,774)
Items not affecting cash		
Amortization	10,514	12,323
Loss on loans and mortgage loans receivable	8,869	-
Gain on sale of investments	(193,731)	(179,493)
Gain on disposal of capital assets	-	(8,990)
Write-down of capital assets	23,825	-
	<u>(349,298)</u>	<u>(938,934)</u>
Changes in non-cash working capital balances		
Accounts receivable	(46,161)	206,325
Prepaid expenses	(7,625)	-
Accounts payable and accrued liabilities	(150,336)	76,390
Residential School Settlement Fund	-	(175,000)
Net assets - The Diocesan Book Room	30,530	(9,260)
Post retirement benefits	(28,479)	24,266
	<u>(551,369)</u>	<u>(816,213)</u>
<b>Cash flows from investing activities</b>		
Short-term investments	(10,076)	-
Sale of investment, net	794,046	332,854
Purchase of capital assets	(428)	(2,012)
Proceeds on sale of capital assets	-	12,000
New loans and mortgage loans receivable	(103,738)	-
Repayment of loans and mortgage loans receivable	116,869	65,308
	<u>796,673</u>	<u>408,150</u>
<b>Cash flows from financing activity</b>		
Repayment of advances from the trust funds	(151,689)	(1,065,464)
<b>Increase (decrease) in cash during the year</b>	<b>93,615</b>	<b>(1,473,527)</b>
<b>Cash, beginning of year</b>	<b>319,999</b>	<b>1,793,526</b>
<b>Cash, end of year</b>	<b>\$ 413,614</b>	<b>\$ 319,999</b>

The accompanying notes are an integral part of these consolidated financial statements.

6

---

# The Synod of the Diocese of Montreal

## Notes to Consolidated Financial Statements

December 31, 2008

---

### 1. Purpose

The purpose of the Synod of the Diocese of Montreal ("Synod") is to provide the administrative, legislative and management structures and processes that enable the Diocese to achieve its objectives.

The Diocese is a partner in the worldwide Anglican Communion and in the universal Church.

The Diocese, its faithful people and its associated parishes are called to:

- proclaim the Good News of the Kingdom;
- teach, baptize and nurture new believers;
- respond to human need by loving service;
- seek to transform unjust structures of society;
- strive to safeguard the integrity of creation and sustain and renew the life of the earth.

These objectives are achieved by:

- valuing our heritage of biblical faith, reason, liturgy, tradition, bishops and synods, and the rich variety of our life in community;
- acknowledging that God is calling us to greater diversity of membership, wider participation in ministry and leadership, better stewardship in God's creation and a stronger resolve in challenging attitudes and structures that cause injustice;
- committing ourselves to respond in love and service and so more fully live the life of Christ, guided by the Holy Spirit.

The Diocese was created by Letters Patent of Queen Victoria on July 18, 1851. The Synod is the legislative body which governs the Diocese. It was created in 1859 under the authority of "An act to Enable the Members of the United Church of England and Ireland in Canada to Meet in Synod" (1857), and was subsequently incorporated by "An Act to Incorporate the Members of the "Synod of the Diocese of Montreal", and to merge "The Church Society of Montreal" into such Synod (1868).

The Synod is a registered charitable organization and is exempt from income taxes.

---

---

# The Synod of the Diocese of Montreal

## Notes to Consolidated Financial Statements

December 31, 2008

---

### 2. Significant Accounting Policies

These consolidated financial statements include assets administered and liabilities incurred by the Synod but do not include the assets, liabilities, income and expenses of the parishes of the Diocese.

These financial statements are prepared in accordance with Canadian generally accepted accounting principles. Significant accounting policies are as follows:

**Basis of Consolidation** The consolidated financial statements include the accounts of the Synod and those of its controlled entity, the Andrews Home. All significant intercompany transactions and balances have been eliminated on consolidation.

**Revenue Recognition** The Synod follows the deferral method of accounting for contributions. This method involves deferring any restricted contributions to future periods and matching these revenue with these selected expenses when they are incurred.

Unrestricted contributions are recognized as revenue in the year received or receivable if the amount to be received can be reasonably estimated and collection is reasonably assured. Restricted contributions are recognized as revenue in the year in which the related expenses are incurred.

Expenditures are recognized as they are incurred and measurable and the creation of a legal obligation to pay. Expenditures are recognized as expenses of the appropriate fund.

Endowment contributions are recorded as direct increases in net assets. All other contributions are reported as revenue of this current period.

Investment income includes interest, which is recognized pro rata over the term of the instrument, dividend income, which is recorded on the ex-dividend date and distribution income derived from a mutual fund, which is recognized on an accrual basis. Realized gains and losses on the sale of investments are recorded in the consolidated statement of operations while unrealized gains and losses on available-for-sale financial assets are included directly in net assets until its disposition.

Ground rent is recognized over the term of the lease and it is based on the terms of the agreement between the members of the Church Group.

Sale of churches and properties are recognized when all material requirements of the sale agreement have been met, the risks of ownership have passed to the purchaser and the amount can be reasonably determined and collectible.

Revenues from the sale of religious books are recognized in the Diocesan Book Room upon receipt of the goods by the customer and when collectability is reasonably assured.

---

# The Synod of the Diocese of Montreal

## Notes to Consolidated Financial Statements

December 31, 2008

---

**Net Assets Description** The purpose of each fund is as follows:

*General Fund*

The resources are used for the general operations of the Synod.

*Diocesan Development Fund*

Rental income from the leases referred to in Note 6 are recorded in this fund, to be allocated, after deducting certain expenses, on specific programs.

The meeting of Synod in October 2007, did not renew the segregation of rental income into the Diocesan Development Fund. Effective January 1, 2008, the fund assets form part of the General Fund.

*Restricted Funds*

Use of these funds is restricted by various internally imposed constraints, certain of which the Bishop exercises discretion over, either on behalf of Synod or in his own right. Certain funds are exceptions and are subject to external restrictions.

**Investments**

Investments in marketable securities and Anglican Fund units are stated at market value using the bid prices, which has been determined by reference to recent listed sales of these investments.

**Capital Assets**

The rectories and other properties are carried at cost or donated value plus the capitalization of major repair expenditures on such properties. Amortization is provided using the diminishing balance method at the following annual rates:

Rectories and other properties	5%
The Diocesan Book Room	30%
Furniture and fixtures	20%

Leasehold improvements are amortized using the straight-line method over four years.

**Contributed Services**

Volunteers contribute significant hours per year to assist the organization in carrying out its activities. Owing to the difficulty of determining their fair value, contributed services are not recognized in the financial statements.

**Pension Plan**

The Synod is a member of a multiemployer defined benefit pension plan for certain of its employees. Defined contribution plan accounting is applied to the multiemployer defined benefit pension plan as information to apply defined benefit plan accounting is not available. The cost of defined contribution pension is expensed as earned by employees.



---

# The Synod of the Diocese of Montreal

## Notes to Consolidated Financial Statements

December 31, 2008

---

### Post Retirement Benefits

The Synod accrues its obligation by recognizing the cost of retirement benefits over the periods in which clergy render services to the organization in return for the benefits. The cost of post retirement benefits earned by clergy is determined using the projected benefit method prorated on service and management's best estimate of expected costs, discount rate, health care cost trend rate, retirement and mortality age of clergy. Actuarial gains (losses) arise from changes in actuarial assumptions used to determine the accrued benefit obligation. The excess of the net accumulated actuarial gain (loss) over 10% of the benefit obligation is amortized over the average remaining service period of active employees.

### Financial Instruments

The Synod's financial instruments consist of cash, short-term investments, accounts receivable, investments, loans and mortgage loans receivable, accounts payable and advances from the trust funds. Unless otherwise noted, it is management's opinion that the Synod is not exposed to significant interest, currency or credit risks arising from these financial instruments and the carrying amounts approximate fair values.

The fair value of loans and mortgages receivable and advances from the trust funds are not easily determinable because there is no active market to compare these financial instruments with.

The Synod classifies its financial instruments into one of the following categories based on the purpose for which the asset was acquired. The Synod's accounting policy for each category is as follows:

#### *Held-for-trading*

This category is comprised of cash and short-term investments. They are carried in the statement of financial position at fair value which approximates carrying value. Transaction costs related to instruments classified as held-for-trading are expensed as incurred.

#### *Loans and Receivables*

This category is comprised of accounts receivable, loans and mortgage loans receivable. These assets are non-derivative financial assets resulting from the delivery of cash or other assets by a lender to a borrower in return for a promise to repay on a specified date or dates, or on demand. They arise principally through the provision of goods and services to parishes (accounts receivable), but also incorporate other types of contractual monetary assets. Transaction costs related to loans and receivables are expensed as incurred.

---

## The Synod of the Diocese of Montreal Notes to Consolidated Financial Statements

December 31, 2008

---

### *Available-for-sale*

This category is comprised of investments. They are carried in the statement of financial position at fair value with changes in fair value recognized in the statement of changes in net assets. Transaction costs related to instruments classified as available-for-sale are expensed as incurred.

### *Other Financial Liabilities*

Other financial liabilities include accounts payable and advances from the trust funds. These liabilities are initially recognized at fair value and subsequently carried at amortized cost using the effective interest rate method. Transaction costs related to these financial liabilities are expensed as incurred.

### **Use of Estimates**

The preparation of financial statements in accordance with Canadian generally accepted accounting principles requires management to make estimates and assumptions that affect the reported amounts of assets and liabilities at the date of the financial statements, and the reported amounts of revenue and expenditures during the reporting period. Actual results could differ from management's best estimates as additional information becomes available in the future and these differences could be material.

### **New Accounting Pronouncements**

Recent accounting pronouncements that have been issued but are not yet effective, and have a potential implication for the Synod, are as follows:

#### *Financial Statement Concepts*

CICA Handbook Section 1000, Financial Statement Concepts establishes the objectives and purposes of financial statements. The revised requirements are effective for annual and interim financial statements relating to fiscal years beginning on or after October 1, 2008. The amendments will have no significant impact on the financial reporting of the Synod.

#### *Financial Statement Presentation by Not-for-Profit Organization*

Section 4400 has been amended for the treatment of net assets invested in capital assets and for the presentation of revenue and expenditures. The new standard is effective for interim and annual financial statements relating to fiscal years beginning on or after January 1, 2009. The Synod is currently assessing the impact of the new standard.

---

# The Synod of the Diocese of Montreal

## Notes to Consolidated Financial Statements

December 31, 2008

---

### *Disclosure of Related Party Transactions by Not-for Profit Organizations*

CICA Handbook Section 4460, Disclosure of Related Party Transactions by Not-for-Profit Organizations, has been amended to make the language in Section 4460 consistent with Related Party Transactions, Section 3840. The changes are effective for interim and annual financial statements beginning on or after January 1, 2009. The amendments will have no significant impact on the financial reporting of the Synod.

### *Disclosure of Allocated Expenses by Not-for-Profit Organizations*

This new section 4470 establishes disclosure standards for not-for-profit organizations that choose to classify their expenses by function and allocate expenses from one function to another. The changes are effective for interim and annual financial statements beginning on or after January 1, 2009. The Synod is currently assessing the impact of the new standard.

---

### **3. Change in Accounting Policy**

On January 1, 2008, the Synod adopted the following new Handbook Sections issued by the CICA, effective January 1, 2008:

#### *General Standards on Financial Presentation*

CICA Handbook Section 1400, General Standards on Financial Statement Presentation, has been amended to include requirements to assess and disclose an entity's ability to continue as a going concern. The adoption of this new standard did not have any material impact on the financial results.

#### *Capital Disclosures*

Effective January 1, 2008 the Synod adopted the CICA Handbook Section 1535 "Capital Disclosures". The objective of this new standard is to disclose information concerning the Fund's capital and how it is managed. The impact of these changes is reflected in Note 18.

---

### **4. Short-term Investments**

Short-term investments include money market investments maturing in January 2009 and their fair value approximates cost.

---

## The Synod of the Diocese of Montreal Notes to Consolidated Financial Statements

December 31, 2008

### 5. Investments

	2008		2007	
	Cost	Fair Value	Cost	Fair Value
Marketable securities	\$ 925,421	\$ 756,703	\$ 1,232,231	\$ 1,255,887
Anglican Balanced Fund units	6,153,377	6,971,591	6,446,854	9,024,370
	<b>\$ 7,078,798</b>	<b>\$ 7,728,294</b>	<b>\$ 7,679,085</b>	<b>\$ 10,280,257</b>

#### Investments in the Anglican Balanced Fund

The Anglican Balanced Fund is a mutual fund trust established under a Declaration of Trust dated November 8, 1967 subsequently amended December 9, 1982. The trust is administered by a Board of Trustees. The direct beneficiaries of the Fund are the registered unitholders. Funds are invested in a balanced portfolio of bonds and shares.

The treasurer of the Synod is the chairman of the Board of Trustees of the Anglican Balanced Fund. The Synod also appoints three of six trustees and thus has significant influence over the organization's operations.

### 6. Investment in 147368 Canada Inc.

The building formerly known as Anglican House was demolished in an earlier year. The land which it occupied, together with the land held by Christ Church Cathedral and the Canadian Bible Society, was transferred to 147368 Canada Inc. ("the company") which is jointly owned by the Synod and the other two entities (Church Group). The company was incorporated on October 9, 1985 under the *Canada Business Corporations Act* in order to act as agent for its shareholders in emphyteutic leases (the "Lease") under which the land was leased for a term ending in the year 2084, for the purpose of constructing an office tower and underground retail complex. Ownership of the land together with any emplacement thereon reverts to the Church Group at the termination of the Lease. The investment is carried at a nominal value representing 40% (40 of 100 common shares) of the issued shares.

The management of the Synod is closely involved in developing the strategic operating policies of 147368 Canada Inc. and thus has significant influence over the company's operations.

### 7. Ground Rent

The Synod's share of the proceeds of the leases referred to in Note 6 amounted to \$372,620 (2007 - \$373,293). In addition, the Synod may receive additional amounts based on the annual cash flow derived from the office tower and underground retail complex after absorbing accumulated losses from previous years and may share in the proceeds of any sale or refinancing of the project during the term of the leases.

**The Synod of the Diocese of Montreal  
Notes to Consolidated Financial Statements**

**December 31, 2008**

**8. Accounts Receivable**

	2008	2007
Due from investment broker	\$ 215,102	\$ 113,087
Due from parishes - current	199,670	235,597
Due from other institutions - current	76,446	33,592
Sales tax receivable	23,746	44,043
Accounts receivable from related entities (Note 20)	19,323	61,807
	\$ 534,287	\$ 488,126

**9. Loans and Mortgage Loans Receivable**

	2008	2007
Loans to churches (see below) - Opening balances	\$ 312,775	\$ 356,955
Add: New loans to churches	103,738	-
Less: Repayment of loans	(106,211)	(44,180)
Uncollectible loan	(8,869)	-
	301,433	312,775
Mortgage loan receivable, interest at 7%, due November 2015	55,044	60,993
Automobile loans, unsecured, interest at 2/3% of Bank of Montreal prime rate	2,079	6,788
	358,556	380,556
Less: current portion	63,979	107,224
	\$ 294,577	\$ 273,332

Principal payments for the next five years and thereafter are as follows:

2009	\$		63,979
2010			54,158
2011			45,066
2012			38,939
2013			37,348
Thereafter			119,066
			\$ 358,556

## The Synod of the Diocese of Montreal Notes to Consolidated Financial Statements

December 31, 2008

### 9. Loans and Mortgage Loans Receivable (Continued)

Loans to churches consist of the following:

	2008	2007
<b>Deanery of Hochelaga</b>		
St. John the Evangelist, Montreal	\$ 18,183	\$ 28,183
St. Stephen, Westmount	25,900	33,400
<b>Deanery of Western Montreal</b>		
St. Lawrence, Lasalle	-	323
<b>Deanery of South Shore</b>		
St. James, St-Jean-sur-Richelieu	20,517	20,854
St. Stephen, Chambly	-	5,126
Christ Church, Sorel	-	48,869
St. Paul, Greenfield Park	65	5,365
<b>Deanery of the Laurentians</b>		
St. James Rosemère	46,769	70,769
Grace, St. Michael and St. Margaret Church, Mascouche	103,738	-
<b>Deanery of Pointe-Claire</b>		
St. Barnabas, Pierrefonds	73,325	83,325
<b>Deanery of Ste. Anne</b>		
St. George, Ste-Anne-de-Bellevue	10,719	13,280
<b>Deanery of Brome Shefford</b>		
St. Martin, Otterburn Park	2,217	3,281
	<b>\$ 301,433</b>	<b>\$ 312,775</b>

Interest is charged on the interest-bearing portion of loans at the rate of prime less two percentage points, except for the Rectory loans, which are at 2/3 of Bank of Montreal prime rate. Loans to parishes are secured by the churches and rectories.

The loans to churches do not include any interest-free loans for 2008 (2007 - \$48,869).

**The Synod of the Diocese of Montreal  
Notes to Consolidated Financial Statements**

**December 31, 2008**

**10. Capital Assets**

	2008		2007	
	Cost	Accumulated Amortization	Net Book Value	Net Book Value
Rectories and other properties	\$ 224,908	\$ 132,780	\$ 92,128	\$ 96,552
Land	113,429	-	113,429	113,429
Vacant land	47,265	-	47,265	47,265
The Diocesan Book Room	-	-	-	28,557
Furniture and fixtures	6,646	2,924	3,722	4,652
Leasehold improvements	77,516	77,516	-	-
	<b>\$ 469,764</b>	<b>\$ 213,220</b>	<b>\$ 256,544</b>	<b>\$ 290,455</b>

Amortization for the year amounted to \$10,514 (2007 - \$12,323). On October 31, 2008, the Synod closed the Diocesan Book Room and recorded a write-down of capital assets in the amount of \$23,825 (2007 - \$Nil).

**11. Amounts Held in Trust Accounts**

The Synod manages the following assets in trust on behalf of others. These assets are included in the accounts of the Diocese and are offset by a corresponding liability of the same amount.

	2008	2007
Advances to the Synod	\$ 997,850	\$ 1,149,539
Investments in Anglican Balanced Fund units - at cost (market value \$1,699,848; 2007 - \$2,071,341)	1,053,761	1,061,360
	<b>\$ 2,051,611</b>	<b>\$ 2,210,899</b>

Income of Trust Accounts of \$45,958 (2007 - \$55,348) was transferred to the General Fund.

**The Synod of the Diocese of Montreal  
Notes to Consolidated Financial Statements**

December 31, 2008

**12. Accounts Payable and Accrued Liabilities**

	2008	2007
Accounts payable and accrued liabilities	\$ 478,090	\$ 621,045
Insurance provision	111,960	97,155
Due to Bishop's Action Appeal	92,861	114,747
Due to St. Michael's Mission	90,614	90,914
	<b>\$ 773,525</b>	<b>\$ 923,861</b>

**13. Restricted Funds**

	2008		2007	
	Cost	Fair Value	Cost	Fair Value
Internally restricted	\$ 7,597,454	\$ 7,980,617	\$ 7,360,719	\$ 8,849,814
Episcopal	1,734,038	1,816,466	1,734,038	2,410,491
Externally restricted	293,889	507,065	293,889	617,534
Restricted for endowment	68,734	68,734	68,734	68,734
	<b>\$ 9,694,115</b>	<b>\$ 10,372,882</b>	<b>\$ 9,457,380</b>	<b>\$ 11,946,573</b>

The externally restricted funds are limited to studies leading to ordained ministry, French ministry, social services and special projects.

The Episcopal Funds are held on behalf of the Bishop as Corporation Sole and are under the control of the Bishop, acting in consultation with the Treasurer. Income generated from the underlying assets is transferred from the Episcopal Funds to General Fund to support Episcopal expenses.

**14. Interfund Transfers**

Income of Restricted Funds of \$460,834 (2007 - \$603,252) was transferred to the General Fund to meet expenses, which are analyzed to ensure that specific use requirements are met.

The meeting of Synod in October 2007 did not renew the segregation of rental income into the Diocesan Development Fund. Effective January 1, 2008, the fund assets formed part of the General Fund.



---

## The Synod of the Diocese of Montreal Notes to Consolidated Financial Statements

December 31, 2008

---

### 15. Donations

The Synod received, as an agent, the following donations which will be transferred directly to the related organizations and are not recorded in the consolidated statement of operations.

	<u>2008</u>	<u>2007</u>
Primate's World Relief and Development Fund	\$ 31,664	\$ 61,019
Bishop's Action Appeal/Anglican Appeal	\$ 16,487	\$ 54,951

During the year, the Synod received \$226,876 (2007 - \$208,236) of contributions for St. Michael's Mission. The amount of \$227,176 (2007 - \$194,460) was offset against contributions received during the year.

---

### 16. Residential School Settlement Fund

On January 11, 2003, a Special Session of the Synod of the Diocese of Montreal was held which approved an agreement to pay to The Anglican Church of Canada Resolution Corporation the sum of \$500,000, without interest, over five years as a contribution to support the Residential School Settlement Fund (the "Settlement Fund").

Under the terms of an "Amending Agreement" signed by all dioceses of the Anglican Church of Canada, General Synod, the Anglican Church of Canada Resolution Corporation and the Government of Canada with an effective date of September 19, 2007, the maximum contribution of Anglican Dioceses in Canada was established. As a result, the liability of the Synod had been reduced to \$303,355 from the amount of \$500,000. The resulting excess of \$196,645 from the original provision taken in 2003 was returned to income in 2007.

---

---

## The Synod of the Diocese of Montreal Notes to Consolidated Financial Statements

December 31, 2008

---

### 17. Discontinued Operations – Diocesan Book Room

On October 31, 2008, the Synod closed the Diocesan Book Room, which had been incurring losses for the past several years.

Revenue and expenditures related to the discontinued operations of the Book Room were as follows:

	2008	2007
Revenue	\$ 206,386	\$ 299,170
Cost of sales	141,306	207,418
Gross profit	65,080	91,752
Operating expenditures	146,226	176,456
Deficiency of revenue over expenditures from operations	(81,146)	(84,704)
Write-down of capital assets	(23,825)	-
Deficiency of revenue over expenditures	\$ (104,971)	\$ (84,704)

---

### 18. Capital Disclosure

The Diocesan Council has determined that the capital of the Synod of the Diocese is their net assets. The restricted funds are further described in Note 13.

The objectives of the Diocesan Council in managing the capital of the Synod are to ensure the ability of the Synod to continue as a going concern and to maintain a stable income flow from investments to support the activities of the Synod. To this end, the Diocesan Council has implemented a plan to control expenditures and reduce the operating deficits to nil by 2010. In order to achieve this, Diocesan Council monitors expenditures compared to budget on a monthly basis. The underlying assets behind the capital comprise investments. In its monthly financial statement review, the investments are monitored regularly for performance by the Trustees of the Anglican Funds and Diocesan Council.

The objectives of Diocesan Council in managing the capital of Synod did not change during the year.

---

## The Synod of the Diocese of Montreal Notes to Consolidated Financial Statements

**December 31, 2008**

### 19. Commitments

The Synod has two operating leases for its premises: (i) \$938 per month, under a lease expiring in 2084 with an associated monthly storage cost of \$215 a month and (ii) \$48 per month under a lease expiring in 2012.

The Synod has entered into two operating leases for its equipment expiring between 2012 and 2013, representing total annual lease payments of \$22,058 in 2009.

The estimated annual minimum lease payments for the next five years are as follows:

2009	\$	36,460
2010		35,335
2011		35,335
2012		24,287
2013		18,191
	\$	149,608

### 20. Related Entities

These transactions are in the normal course of operations and are measured at the exchange amount (the amount of consideration established and agreed to by the related parties), which approximates the arm's length equivalent value for services.

Amounts receivable from and amounts payable to related entities are payable on demand, interest-free and have arisen from the provision of services referred to below.

At the end of the year, the amounts due from related entities are as follows:

		2008		2007
<b>Management fees revenue</b>				
The Anglican Balanced Fund	\$	8,500	\$	16,000
<b>Accounts receivable</b>				
The Anglican Balanced Fund	\$	3,740	\$	39,937
147368 Canada Inc.	\$	15,583	\$	21,870

# The Synod of the Diocese of Montreal

## Notes to Consolidated Financial Statements

December 31, 2008

### 21. Controlled Entity

The Andrews Home is a corporation controlled by the Synod since the management of the Synod was closely involved in developing the policies of the Andrews Home and can influence the content.

The Andrews Home, incorporated by statute of the legislature of the Province of Québec cited as 58 Victoria, chapter 88 assented to on January 12, 1895, is a social service agency operated under the direction of the Bishop of Montreal for the furtherance of the objects and purposes of the Synod of the Diocese of Montreal in its charitable work. The institution is a registered charity under the *Income Tax Act*.

### 22. Post Retirement Benefits

The Synod provides certain post retirement benefits to its clergy only. This plan is not funded.

An actuarial valuation as of December 31, 2008 was used to calculate the benefit cost and the accrued liability for the year ended December 31, 2008 based on the CICA Handbook Section 3461, "Employee Future Benefits".

Information about the post retirement plan is as follows:

	2008	2007
Expenses for the year	\$ 53,100	\$ 49,414
Benefit cost recognized	\$ 41,700	\$ 24,266
Amortization of experience gain	\$ 17,079	\$ -
Post retirement benefit liability <sup>1</sup>	\$ 702,033	\$ 730,512

Significant assumptions are as follows:

	2008	2007
Health care cost trend rate	2% to 7%	3%
Discount rate	6.25%	6%

<sup>1</sup> Includes unamortized experience gain of \$185,800.

### 23. Pension Plan

The Synod is a member of a contributory, multiemployer, defined benefit pension plan for the Diocesan clergy and Synod employees under which benefits are computed in relation to the number of years of service. The Synod office also administers a defined contribution pension plan for lay employees of parishes and other entities within the Diocese.

Pension expense for the Diocesan clergy and lay employees was \$124,350 for the year ended December 31, 2008 (2007 - \$133,378).

---

## The Synod of the Diocese of Montreal Notes to Consolidated Financial Statements

December 31, 2008

---

### 24. Risks Arising from Financial Instruments

#### *Interest Rate Risk*

The Synod is exposed to interest rate risk with short-term notes as well as investments in bonds and debentures that are held by the mutual funds in which it holds units. The yield and fair value of these investments will vary in response to changes in the prevailing market interest rates.

#### *Foreign Currency Risk*

The Synod is exposed to foreign currency risk indirectly as investments held by the mutual funds in which it holds units include investments denominated in foreign currency (primarily in U.S. dollars) that fluctuate in value as exchange rates move.

#### *Market Risk*

Unfavorable economic conditions may impact the value of investments held by the mutual funds in which the Synod holds units. The effect is to cause a fluctuation in the trading value of the mutual fund units.

---

### 25. Comparative Figures

Certain of the comparative figures have been reclassified to conform with the current year's presentation.

---

---

**The Synod of the Diocese of Montreal  
Schedule 1 - Investment Income**

<b>For the year ended December 31</b>	<b>2008</b>	<b>2007</b>
Dividends and distributions	\$ 639,536	\$ 484,787
Interest income	53,172	66,108
	<b>\$ 692,708</b>	<b>\$ 550,895</b>

---

---

**The Synod of the Diocese of Montreal  
Schedule 2 – Management Fees and Transfers**

<b>For the year ended December 31</b>	<b>2008</b>		<b>2007</b>	
Transfer from trust funds	\$	45,958	\$	55,348
Management fees		<u>10,253</u>		<u>13,473</u>
	<b>\$</b>	<b>56,211</b>	<b>\$</b>	<b>68,821</b>

---

**The Synod of the Diocese of Montreal  
Schedule 3 - Parish Ministry and Chaplaincies**

<b>For the year ended December 31</b>	<b>2008</b>	<b>2007</b>
<b>Parish Ministries</b>		
Curates	\$ 75,878	\$ 32,524
Diocesan Chaplain	31,137	31,782
St. Hubert and Longueuil	20,640	13,157
Clergy assistance, rehabilitation, and retraining	16,165	4,352
Chomedey and St. Laurent	14,316	23,105
Emerge	10,722	34,826
Mascouche	9,000	17,726
Verdun	8,942	27,844
St. Margaret's, Tetreauville	6,900	2,456
Delson, Châteauguay	4,604	26,289
Frelighsburg	2,833	2,798
St. Andrew's East	1,823	1,787
Hudson cemetery	1,720	1,662
Outfit grants (new ordinands)	1,200	5,457
Provision for sundry and other employment related costs	(6,073)	(495)
Evergreen	-	38,907
Harvard Avenue - special repairs	-	30,073
GORA	-	29,167
St. Ignatius	-	29,026
Valleyfield	-	4,954
Clarenceville	-	661
	<b>199,807</b>	<b>358,058</b>
<b>Chaplaincies</b>		
Port of Montreal - Mission to Seamen	20,578	21,340
MUHC (MtI General, Royal Vic)	16,301	41,816
Other	13,295	2,890
Concordia University	8,000	8,000
McGill University	2,580	42,780
	<b>60,754</b>	<b>116,826</b>
<b>Other</b>		
Clergy life insurance and other	31,990	11,769
Clergy development	29,941	23,601
Temporary duty	10,055	8,475
Québec Religious Heritage	1,050	-
	<b>73,036</b>	<b>43,845</b>
	<b>\$ 333,597</b>	<b>\$ 518,729</b>



**The Synod of the Diocese of Montreal  
Schedule 4 - Outreach and Mission**

<b>For the year ended December 31</b>	<b>2008</b>	<b>2007</b>
Mile End Mission	\$ 69,809	\$ 57,070
Sorel	44,836	47,268
Action Refugies Montreal	34,500	34,800
Other	24,514	99,499
Tyndale St. George's Community Centre	23,500	23,500
Partners in Mission	6,302	4,459
PWRDF	4,430	3,843
Multicultural and Racism Awareness	322	1,421
Stewardship of the Environment	13	617
First Nations and Inuit Awareness	-	150
	<b>\$ 208,226</b>	<b>\$ 272,627</b>

**The Synod of the Diocese of Montreal  
Schedule 5 - Resources for Ministry**

<b>For the year ended December 31</b>	<b>2008</b>	<b>2007</b>
Centre for Lay Education	\$ 50,800	\$ 34,700
Youth Ministries	47,954	48,602
The Montreal Anglican	44,366	62,236
Sisters' of St. John the Divine	23,023	48,871
Other	12,838	81,520
Council on Aging	3,879	815
Anglican Church Women	2,864	2,404
Safer Church Task Force	1,970	-
Lay Readers Association	1,637	3,608
Kidstuff (Children's ministry)	1,216	512
Spiritual Direction	860	2517
Lay Pastoral Visitors	100	275
	<b>\$ 191,507</b>	<b>\$ 286,060</b>

---

**The Synod of the Diocese of Montreal  
Schedule 6 - Programme Support**

<b>For the year ended December 31</b>	<b>2008</b>	<b>2007</b>
Salaries and benefits	\$ 118,855	\$ 117,756
Office expenses	10,085	12,959
Miscellaneous	6,710	-
Stewardship day	4,766	8,432
	<hr/>	<hr/>
	\$ 140,416	\$ 139,147

---

**The Synod of the Diocese of Montreal  
Schedule 7 - Administration**

<b>For the year ended December 31</b>	<b>2008</b>	<b>2007</b>
Salaries and benefits	\$ 322,898	\$ 351,456
Executive Archdeacon's office	155,562	96,403
Occupancy costs	81,486	93,923
Audit	67,066	138,241
Archdeacons and Regional Deans	39,933	47,493
Archives	31,523	39,019
Computer support	26,513	1,977
Other items	20,749	20,899
Office machinery and supplies	15,852	18,360
Telephone, fax and postage costs	9,841	17,009
Synod residences	6,924	(241)
Insurance, taxes and permits	2,485	(1,341)
Bad debts (recovery)	(50,000)	153,111
Consulting	-	19,077
Strategic planning	-	3,055
	<b>\$ 730,832</b>	<b>\$ 998,441</b>

---

The Synod of the Diocese of Montreal  
Schedule 8 - Retired Clergy Benefits

For the year ended December 31	2008	2007
Health and post retirement	\$ 67,200	\$ 73,680
Supplemental pensions	28,148	28,148
Dental	26,408	20,418
	<hr/>	<hr/>
	\$ 121,756	\$ 122,246

---

---

**The Synod of the Diocese of Montreal  
Schedule 9 - Payroll Administration**

<b>For the year ended December 31</b>	<b>2008</b>		<b>2007</b>	
Salaries and benefits	\$	51,145	\$	44,765
Payroll service		17,054		14,692
	\$	68,199	\$	59,457

---

**The Synod of the Diocese of Montreal  
Schedule 10 - Synod**

<u>For the year ended December 31</u>	<u>2008</u>	<u>2007</u>
Costs for Synod and printing of journals	\$ 21,837	\$ 15,131
Synod salary support	12,324	11,970
Lay Pension Committee	8,717	1,908
Diocesan Council	5,813	4,877
Human Resources Committee	3,525	-
Standing Committee Activities	1,281	4,566
Audit Committee	178	262
Planned Giving	6	1,871
	<u>\$ 53,681</u>	<u>\$ 40,585</u>







**L – PAROCHIAL  
STATISTICS  
2008**



No. 1 — Measures of Congregational Size for the Year 2008

Self-Supporting Assisted Pastoral Community Closed	Name of Parish	Name of Congregation	Year Estab.	Location of Congregation	1 <sup>1</sup> No. of Families	2 Indiv. not in Families	3 Total on Parish Rolls	4 Confirmed Anglicans	5 Conf'd in Other Denoms	6 Total Ident'd Givers	7 Christ- mas Comm'ts	8 Easter Comm- nlicants	9 Ave. Atten- dance
	Christ Church Cathedral Grace Church	S Christ Church Cathedral PC Grace Pastoral Community	1789 1871	Montreal Montreal	289	102	391			151	212	401	126
<b>Deanery Totals</b>					<b>289</b>	<b>102</b>	<b>391</b>			<b>151</b>	<b>212</b>	<b>401</b>	<b>126</b>

**No. 1 — Measures of Congregational Size for the Year 2008**

Name of Parish	Self-Supporting Assisted Pastoral Community Closed	Name of Congregation	Year Estab.	Location of Congregation	Measures of Congregational Size for the Year 2008														
					1 <sup>1</sup> No. of Families	2 Indiv. not in Families	3 Total on Parish Rolls	4 Confirmed Anglicans	5 Conf'd in Other Denoms	6 Total Ident'd Givers	7 Christ- mas Comm'ts	8 Easter Commu- nicants	9 Ave. Atten- dance						
<b>Deanery of Hochelaga</b>																			
St. George, Montreal	S	St. George's	1842	Montreal	93	112	373	300	60	199	150	207	103						
St. James the Apostle	S	St. James, Apostle	1864	Montreal	46	137	245			112	94	179	75						
St. John, Evangelist	S	St. John the Evangelist	1861	Montreal	25	75	175	81	30	137	120	173	78						
St. Margaret of Scotland	A	St. Margaret	1907	Montreal	5	19	30	29	1	24	17	24	12						
St. Matthias, Westmount	S	St. Matthias	1873	Westmount	152	108	604	300	20	211	211	300	55						
St. Stephen, Westmount	S	St. Stephen's	1848	Westmount	56	79	256	96	123	163	287	388	128						
La Nativité	A	L'église de a Nativité	1974	Montreal	51		153	98		75	97	118	70						
St. Cuthb/St. Hild/St. Lk	A	St. Cuth/St. Hild/St. Lk	1894	Montreal	25	32	59	64	14	80	23	35	27						
St. Ignatius Montreal North	PC	St. Ignatius	1922	Montreal North	8	7	29	22	5	14	16	8	12						
Mile End	A	Mile End Community	1991	Montreal															
eMERGE	PC	eMERGE	2003	Montreal															
<b>Deanery Totals</b>					<b>11 Congregations</b>	<b>10 Parishes</b>	<b>461</b>	<b>569</b>	<b>1,924</b>	<b>990</b>	<b>253</b>	<b>804</b>	<b>1,015</b>	<b>1,432</b>	<b>560</b>				

No. 1 — Measures of Congregational Size for the Year 2008

Name of Parish	Self-Supporting Assisted Pastoral Community Closed	Name of Congregation	Year Estab.	Location of Congregation	Families		Total on Parish Rolls	4 Confirmed Anglicans	5 Conf'd in Other Denoms	6 Total Ident'd Givers	7 Christ- mas Comm'n's	8 Easter Commu- nicants	9 Ave. Atten- dance
					1 No. of Families	2 Indiv. not in Families							
<b>Deanery of Western Montréal</b>													
St. Matthew, Hampstead	S	St. Matthew's	1911	Montreal	39	61	160			97	83	84	52
Cote-des-Neiges	S	St. Paul's	1932	Montreal	114	136	487	301		250	177	198	175
St. Philip, Montreal West	S	St. Philip's	1891	Montreal West	64	223	287			211	171	274	83
Parish of N.D.G.		Parish of N.D.G.											
St. Columba &	S	St. Columba's	1907	Montreal	31	53	110			51	29	77	39
St. Saviour	S	St. Saviour's	1928	Montreal	8	15	37			28	20	15	11
St. Thomas, N.D.G.	S	St. Thomas	1841	Montreal	36	103			5		94	142	
Trinity Memorial Church	S	Trinity, Memorial	1840	Montreal	36	110	192			104	86	131	93
All Saints Verdun	S	All Saints	1949	Verdun	28	32	73			59	84	76	40
St. Aidan/Redeemer	A	St. Aidan/Redeemer	1910	Montreal	28	25	96				45	38	25
St. Clement, Verdun	S	St. Clement's	1897	Verdun	10	64	84			49	45	43	30
St. Lawrence, LaSalle	S	St. Lawrence	1963	LaSalle	70	72	273	250		152	76	232	120
St-Laurent with	S	St. Mark's	1924	St-Laurent	112	57	283		5		94	126	73
Chomedey	S	St. Simon's/Bartholomew	1961	Chomedey Laval	47	36	162			44	55	42	34
Mount Royal	S	St. Peter's	1921	Town of Mt. Royal	42	58	175			113	115	168	69
<b>Deanery Totals</b>		<b>14 Congregations</b>		<b>13 Parishes</b>	<b>665</b>	<b>1,045</b>	<b>2,419</b>	<b>573</b>	<b>10</b>	<b>1,158</b>	<b>1,174</b>	<b>1,646</b>	<b>844</b>

No. 1 — Measures of Congregational Size for the Year 2008

Self-Supporting Assisted Pastoral Community Closed	Name of Parish	Name of Congregation	Year Estab.	Location of Congregation	No. of Families	Indiv. not in Families	Total on Parish Rolls	4 Confirmed Anglicans	5 Conf'd in Other Denoms	6 Total Ident'd Givers	7 Christ- mas Comm'ts	8 Easter Commu- nicants	9 Ave. Atten- dance		
<b>Deanery of Bedford</b>															
S	Bedford	St. James'	1832	Bedford	21	19	101	92	1		72	50	27		
S	Phillpsburg	St. Paul's	1811	Phillpsburg	11	6	33	26			29	17	11		
S	Farnham	St. James'	1847	Farnham	12	8	46	36		3	28	14	13		
S	Dunham	All Saints	1808	Dunham	29	41	70	108	6	64	33	51	23		
S	Freighsburg	Bishop Stewart Memorial	1807	Freighsburg	5	10	30	22	6	55	16	62	13		
S	Clarenceville	St. George's	1815	Clarenceville	14	14	41	35	4	10	28	22	16		
S	Noyan	St. Thomas	1815	Noyan	13	17	43	38	4	29	37	34	12		
S	Stanbridge East/	St. James the Apostle	1829	Stanbridge East	68	20	197	116	5	16	37	34	18		
S	Pigeon Hill	St. James the Less	1859	Pigeon Hill	20	6	50	30	15		130	4	6		
S	Stanbury	St. John the Evang't	1898	Stanbury											
S	Nelsonville(Cowansvl.)	Trinity	1854	Cowansville	34	34	80			34	6	56	30		
C	Sweetsburg	Christ Church	1854	Sweetsburg											
<b>Deanery Totals</b>					<b>12 Congregations</b>	<b>4 Parishes</b>	<b>227</b>	<b>175</b>	<b>691</b>	<b>503</b>	<b>41</b>	<b>211</b>	<b>379</b>	<b>310</b>	<b>169</b>

No. 1 — Measures of Congregational Size for the Year 2008

Self-Supporting Assisted Pastoral Community Closed	Name of Parish	Name of Congregation	Year Estab.	Location of Congregation	No. of Families	Indiv. not in Families	Total on Parish Rolls	4 Confirmed Anglicans	5 Conf'd in Other Denoms	6 Total Ident'd Givers	7 Christ- mas Comm'ns	8 Easter Commu- nicants	9 Ave. Atten- dance	
<b>Deanery of Bromes-Shelford</b>														
A	Mansonsville	St. Paul's	1856	Mansonsville	16	17	52			24	22	20	15	
A	South Bolton	Holy Trinity	1860	South Bolton	7	7	22	15		30		20	7	
A	Bolton Centre	St. Patrick's	1869	Bolton Centre			28			7		12	7	
S	Brome	St. John the Evangelist	1859	Brome Village	12	9	35	15	5	39			16	
S	Iron Hill	Holy Trinity	1864	Iron Hill	20	9	67	22	4	33			22	
S	West Bromes	Ascension	1885	West Bromes	11	11	33	23	2	30		33	28	
S	Sutton Junction	St. Aidan's	1908	Sutton Junction	4	4	13	11		16	24	13	16	
S	Granby	St. George's	1843	Granby	5	18	26	20		15	9		12	
S	Abbotsford	St. Paul's	1822	Abbotsford										
C	North Ely	All Saints	1863	North Ely										
A	Otterburn Park	St. Martin's	1958	Otterburn Park	7	10	24	22		13	13	19	9	
S	Rougemont	St. Thomas	1840	Rougemont	6	3	23	17		11	20	11	20	
S	Sutton	Grace Church	1846	Sutton	39	28	124	100	24	38	99	53	25	
S	Abercorn	All Saints	1875	Abercorn	3	2	7	5	2	6		7	7	
S	Waterloo	St. Luke's	1821	Waterloo	23	30	93	93	4	51	18	34	20	
S	Foster	St. James'	1910	Foster	10	5	25	25		5			10	
C	Knowlton	St. Paul's	1842	Knowlton	45	69	141			134	330	149	71	
S	Bolton Glen	St. Michael's	1892	Bolton Glen										
<b>Deanery Totals</b>					<b>18</b>	<b>208</b>	<b>222</b>	<b>713</b>	<b>368</b>	<b>43</b>	<b>452</b>	<b>535</b>	<b>344</b>	<b>285</b>

No. 1 — Measures of Congregational Size for the Year 2008

Name of Parish	Self-Supporting Assisted Pastoral Community Closed	Name of Congregation	Year Estab.	Location of Congregation	1 <sup>1</sup>		3	4	5	6	7	8	9		
					No. of Families	Indiv. not in Families									
<b>Deanery of South Shore</b>															
Brossard	S	St. Joseph of Nazareth	1962	Brossard	27	14	83	70		59	28	50	42		
Chambly with St-Jean-Sur-Rich.	S	St. Stephen's	1820	Chambly	75	50	156	100	5	49	120	118	40		
Sabrevois	C	The Messiah	1816	St-Jean	11	14	36	7	9	10	33	19	12		
L'Acadie	S	Grace Church	1848	Sabrevois		2	12	9		6			17		
Greenfield Park	S	St. Paul's	1830	L'Acadie	4	2	100	238	3	6	113	65	73		
Delson	A	St. David's	1910	Greenfield Park	102	4	341	20	46	97	15	17	9		
St-Hubert	A	St. Margaret's	1922	Delson	11	4	32	89	5	12	43	61	45		
Longueuil	A	St. Marks	1910	St-Hubert	31	44	128	34	12	76	50	31	19		
St-Bruno	S	Trinity	1842	Longueuil	15	17	58	34	10	50	27	71	40		
St-Lambert	S	St. Barnabas	1958	St-Bruno	56	15	176	147	6	73	63	125	71		
Sorel	A	Christ Church	1877	St-Lambert	69	88	290	15	68	133	274	6	12		
Odanak	A	St. Francis Anglican Indian	1784	Sorel	23	29	99	15	68	17	20				
Hemmingford	S	St. Luke's	1862	Odanak	19	23	63	58	5	40		28	20		
Havelock	S	Trinity	1856	Hemmingford	5	2	11	9	2	9	40	21	5		
Edwardstown	S	St. Matthew's	1856	Havelock	2	1	5	5	2	5					
Chateauguay with Huntingdon	S	St. George's	1847	Edwardstown	2	1	5	5	2	5	81	120	62		
Franklin Centre	C	Christ Church	1925	Chateauguay	64	36	188	136	16	43	26	119	34		
Ornstown	S	St. James'	1839	Huntingdon	19	24	73	59	14						
Herdman	C	St. Paul's	1847	Franklin Centre	11	16	43			35					
Valleyfield	A	St. Mark's	1831	Ornstown		15	29	20	9	20		20			
			1841	Herdman	5										
			1894	Valleyfield											
<b>Deanery Totals</b>					<b>22 Congregations</b>	<b>11 Parishes</b>	<b>549</b>	<b>494</b>	<b>1,823</b>	<b>1,016</b>	<b>210</b>	<b>734</b>	<b>883</b>	<b>871</b>	<b>540</b>



**No. 1 — Measures of Congregational Size for the Year 2008**

Name of Parish	Self-Supporting Assisted Pastoral Community Closed	Name of Congregation	Year Estab.	Location of Congregation	Measures of Congregational Size for the Year 2008														
					1 <sup>1</sup> No. of Families	2 Indiv. not in Families	3 Total on Parish Rolls	4 Confirmed Anglicans	5 Conf'd in Other Denoms	6 Total Ident'd Givers	7 Christ- mas Comm'n's	8 Easter Commu- nicants	9 Ave. Atten- dance						
<b>Deanery of Laurentians</b>																			
Arundel/	A	Grace Church	1873	Arundel	40	35	102				78	30	43	34					
Weir	A	The Redeemer	1908	Weir	7	11	31			3	22		10	14					
Rockway	C	St. George's	1912	Rockway				16											
Laurel	C	The Good Shepherd	1894	Laurel															
Grenville	S	St. Matthew's	1832	Grenville	28	13	84	55			22	14	23	12					
Calumet	S	Holy Trinity	1888	Calumet	14	13	27	2		1	20	39	21	15					
Montebello	S	Christ Church	1935	Montebello	3	1	5	2			6	55	5	5					
Greater Parish of St. Andrews		Greater Parish of St.																	
Lachute	S	St. Simeon's	1878	Lachute	62	52	208	141		10	80	80	90	54					
St. Andrew's East	C	Christ Church	1812	St. Andrew's East															
Dunany	S	St. Paul's	1840	Dunany	15	19	63	32		31	39	90	23	23					
Lakefield	S	Holy Trinity	1820	Lakefield	9	26	44	32		12		80	17	20					
Shrewsbury	C	St. John's	1858	Shrewsbury															
Millie Isles	S	Christ Church	1861	Millie Isles	28	8	66	58		8	11	20	20	20					
Louisa	S	St. Aidan's	1895	Louisa	62	52	208	143		4	63	50	92	54					
Morin Heights	S	Trinity Church	1861	Morin Heights	18	13	63	54		5	69	32	32	30					
St-Sauveur	S	St. Francis	1951	St-Sauveur	22	18	74	55		10	101	30	67	31					
New Glasgow	C	St. John's	1840	New Glasgow															
Kilkenny	A	St. John the Baptist	1840	Kilkenny	9	19					29								
Rawdon with	S	Christ Church	1820	Rawdon	27	24	85	79			224	144	103	44					
Ste-Agathe	S	Holy Trinity	1900	Ste-Agathe	56	57	191	42		57	180	164	119	59					
Rosemere with	A	St. James'	1955	Rosemere	38	8	46	29		4	36	41	25	20					
Mascouche	PC	Anglican Parish of	1844	Mascouche	11	8	32	25		3	21	466	17	17					
Two Mountains	PC	All Saints	1946	Two Mountains	22	44	152			5	68	79	94	36					
<b>Deanery Totals</b>					<b>23</b>	<b>10</b>	<b>471</b>	<b>413</b>	<b>1,481</b>	<b>763</b>	<b>153</b>	<b>1,069</b>	<b>1,414</b>	<b>756</b>	<b>488</b>				

No. 1 — Measures of Congregational Size for the Year 2008

Name of Parish	Self-Supporting Assisted Pastoral Community Closed	Name of Congregation	Year Estab.	Location of Congregation														
					1 <sup>1</sup> No. of Families	2 Indiv. not in Families	3 Total on Parish Rolls	4 Confirmed Anglicans	5 Conf'd in Other Denoms	6 Total Ident'd Givers	7 Christ- mas Comm'ts	8 Easter Commu- nicants	9 Ave. Atten- dance					
<b>Deanery of Pointe Claire</b>																		
Dorval	S	St. Andrew & St. Mark	1894	Dorval	80	85	245		2									
St. Stephen, Lachine	S	St. Stephen's	1831	Lachine	8	30	66	60	4	50	128	144	83					
Lakeside Heights	S	St. Augustine's	1954	Pointe Claire	46	36	165			77	81	33	30					
Pointe Claire	S	St. John the Baptist	1923	Pointe Claire	63	78	239	200	20	159	244	152	7,569					
Roxboro-Pierrefonds	S	St. Barnabas	1958	Pierrefonds	68	108	284			137	168	290	100					
Lachine	S	St. Paul's	1873	Lachine	61	55	175			146	146	266	71					
Valois	S	The Resurrection	1924	Valois	93	52	313				167	104	51					
<b>Deanery Totals</b>					<b>419</b>	<b>444</b>	<b>1,487</b>	<b>260</b>	<b>26</b>	<b>569</b>	<b>972</b>	<b>1,088</b>	<b>7,934</b>					

No. 1 — Measures of Congregational Size for the Year 2008

Name of Parish	Self-Supporting Assisted Pastoral Community Closed	Name of Congregation	Year Estab.	Location of Congregation	No. of Families	Indiv. not in Families	Total on Parish Rolls	4 Confirmed Anglicans	5 Conf'd in Other Denoms	6 Total Ident'd Givers	7 Christ- mas Comm'ts	8 Easter Commu- nicants	9 Ave. Atten- dance
<b>Deanery of Ste-Anne</b>													
Beaconsfield-Kirkland	S	St. Mary's	1956	Kirkland	42	36	161	128	4	80	152	100	67
Beurepaire	S	Christ Church	1925	Beurepaire	51	56	183			126	140	122	58
Ste-Anne	S	St. George's	1898	Ste-Anne-de-Bellevue	112	50	383	301	2	161	261	184	112
St Michael All Angels	S	St Michael All Angel	1961	Pierrefonds	85	50	344			89	197	201	111
Parish of Vaudreuil	S	Parish of Vaudreuil											
Hudson Heights	S	St. James	1841	Hudson Heights	132	59	335			148	90	136	65
Como	S	St. Mary's	1866	Como	94		153			46	60	65	35
Evergreen	PC	Evergreen Anglican Mission		St. Lazare	19	4	64	24		44	58	44	30
<b>Deanery Totals</b>					<b>535</b>	<b>255</b>	<b>1,623</b>	<b>453</b>	<b>6</b>	<b>694</b>	<b>958</b>	<b>852</b>	<b>478</b>
					<b>7 Congregations</b>					<b>5 Parishes</b>			

**No. 2a — Worship and Sacraments**

**For the Year 2008**

**No. 2b — Christian Education**

Name of Congregation	10 — Sunday Services			11 Weekday Services	12 Baptisms	13 Confirmations < age 16 & up	14 Rec'd Other Denom.	15 Marriages	16 Burials	17 Church School Teachers	18 Church School Pupils	19 Youth Group Members	20 Teach & Leaders	21 Adult Groups	22 Persons in Adult Groups	Group <sup>2</sup> Membs. vs Attend
	Communions	Morn'g Prayer	All Other													
Deanery of Cathedral Christ Church Cathedral Grace Church	104		52	156	10			5	6	4	14		4		50	40%
Deanery Totals	104		52	156	10			5	6	4	14		4		50	40%

No. 2a — Worship and Sacraments

For the Year 2008

No. 2b — Christian Education

Name of Congregation	10 — Sunday Services			11 Weekday Services	12 Baptisms	13 Confirmations < age 16 & up	14 Rec'd Other Denom.	15 Marriages	16 Burials	17 Church School Teachers	18 Church School Pupils	19 Youth Group Members	20 Teach & Leaders	21 Adult Groups	22 Persons in Adult Groups	Group <sup>2</sup> Membs. vs Attend	
	Communions	Morn'g Prayer	All Other														Total Sunday Services
<b>Deanery of Hochelaga</b>																	
St. George, Montreal	94	9	12	115	99	5	7		5	3	12			4	81	79%	
St. James the Apostle	92	11		103	4			8	4	2	5			5	69	92%	
St. John, Evangelist	104	52	25	181	423	4		5	3		5			2	21	27%	
St. Margaret of Scotland	44	7		51	3	1	12	1	3	1	15		1	1	10	0%	
St. Mathias, Westmount	52	52	4	108	28	5		2	3	7	32		1	6	67	52%	
St. Stephen, Westmount	28	23	8	59		3		1	1	3	31		6	1	6	9%	
La Nativité	43		9	52	32	1		2	1				6	1	6	4%	
St. Cuthb/St.Hild/SLLK	39	10	1	50	1	3		3	10						1	0%	
St. Ignatius Montreal North	34	15		49													
Mille End																	
eMERGE																	
<b>Deanery Totals</b>	<b>530</b>	<b>179</b>	<b>59</b>	<b>768</b>	<b>590</b>	<b>22</b>	<b>19</b>	<b>3</b>	<b>22</b>	<b>26</b>	<b>16</b>	<b>95</b>	<b>63</b>	<b>17</b>	<b>19</b>	<b>255</b>	<b>31%</b>

No. 2a — Worship and Sacraments

For the Year 2008

No. 2b — Christian Education

Name of Congregation	10 — Sunday Services			11 Weekday Services	12 Baptisms	13 Confirmations < age 16 & up	14 Rec'd Other Denom.	15 Marriages	16 Burials	17-22 Christian Education							Group <sup>2</sup> Membs. vs Attend <sup>3</sup>	
	Communions	Morn'g Prayer	All Other							Total Sunday Services	Rec'd Other Denom.	Church School Teachers	Church School Pupils	Youth Group Members	Teach & Leaders	Adult Groups		Persons in Adult Groups
<b>Deanery of Western Montreal</b>	<b>70</b>	<b>18</b>	<b>58</b>	<b>88</b>	<b>4</b>	<b>48</b>	<b>6</b>	<b>1</b>	<b>2</b>	<b>1</b>	<b>1</b>	<b>1</b>	<b>2</b>	<b>2</b>	<b>12</b>	<b>23%</b>		
St. Matthew, Hampstead	91	14	58	163	4	48	6	1	2	1	3	8	4	2	25	14%		
Cote-des-Neiges	105		3	108	104	5	12	3	4	6	6	19	10	5	10	12%		
St. Phillip, Montreal West																		
Parish of N.D.G.																		
St. Columba & St. Saviour	51			51	3	3										0%		
St. Thomas, N.D.G.	32			32	19	5										0%		
Trinity Memorial Church	72	21	1	94	40	5		3	16	3	19			1	12	?		
All Saints Verdun	50			50	53	6		3	5	2	8			1	8	9%		
St. Aidan/Redeemer	39	9	10	58	5	8		1	1	3	2			1	15	38%		
St. Clement, Verdun	45	5		50	2	6			1	3	8			1	4	16%		
St. Lawrence, LaSalle	42	9	2	53	17	3		4	3	5	29				9	0%		
St. Laurent with Chomedey	59	7	9	75	59	5	2		3	5	20					8%		
Mount Royal	46	6		52	8	7			5	2	4					0%		
	45	7		52	3	3			4	3	4				40	58%		
	76	22		98					4	4	24							
<b>Deanery Totals</b>	<b>823</b>	<b>118</b>	<b>83</b>	<b>1,024</b>	<b>452</b>	<b>99</b>	<b>20</b>	<b>1</b>	<b>4</b>	<b>39</b>	<b>51</b>	<b>26</b>	<b>159</b>	<b>38</b>	<b>16</b>	<b>14</b>	<b>135</b>	<b>14%</b>

No. 2a — Worship and Sacraments

For the Year 2008

No. 2b — Christian Education

Name of Congregation	10 — Sunday Services			11	12	13	14	15	16	17	18	19	20	21	22	Group <sup>2</sup> Membs. vs Attend
	Comm- nions	Morn'g Prayer	All Other													
Deanery of Bedford																
Bedford	40	1	1	42	5	4			3	1	3	5				0%
Phillipsburg	30	8		38					2							0%
Farnham	18	11		29												0%
Dunham	50	2	4	56	3				5							0%
Freightsburg	43			43		1			2							0%
Clarenceville	11	10		21	1				1							0%
Noyan	10	11		21	1	1			1							0%
Stanbridge East/	50		1	51	10	4			3							0%
Pigeon Hill	5	6		12		2										0%
Stanbury																
Nelsonville(Cowansvil.)		2	1	51	7	1			2	2						0%
Sweetsburg	48															
Deanery Totals	305	51	8	364	27	13			19	3	3	5				0%

No. 2a — Worship and Sacraments

For the Year 2008

No. 2b — Christian Education

Name of Congregation	10 — Sunday Services			Total Sunday Services	11 Weekday Services	12 Baptisms	13 Confirmations & up	14 Rec'd Other Denom.	15 Marriages	16 Burials	17 Church School Teachers	18 Church School Pupils	19 Youth Group Members	20 Teach & Leaders	21 Adult Groups	22 Persons in Adult Groups	Group <sup>2</sup> Membs. vs Attend
	Communions	Morr'g Prayer	All Other														
<b>Deanery of Brome-Shefford</b>																	
Mansorville	36	7		43	3				1								0%
South Bolton	4			4	1					1							0%
Bolton Centre	10			10						1							0%
Brome	9	4	2	15	4				1	3					1	6	38%
Iron Hill	9	2	2	13					1	1					1	6	27%
West Brome	7	3	1	11		1			2	2							0%
Sutton Junction	7			12	2				1								38%
Granby	25	5		25	1	1				1							0%
Abbotstford																	
North Ely																	
Otterburn Park	17	28	4	49	3					1	1						0%
Rougemont	10		1	11						1	1						0%
Sutton	42	8	2	52	39	3			4	14		2		1	6	1	4%
Abercorn	4			4													0%
Waterloo	25	25		50	6	5		4	2						2	15	75%
Foster	6			7					8	1							0%
Knowlton	86	16	10	112	21	2				10	2	14		3	28	1	1%
Bolton Glen																	
<b>Deanery Totals</b>	<b>297</b>	<b>98</b>	<b>23</b>	<b>418</b>	<b>80</b>	<b>12</b>		<b>4</b>	<b>19</b>	<b>34</b>	<b>4</b>	<b>16</b>		<b>4</b>	<b>39</b>	<b>35</b>	<b>12%</b>



No. 2a — Worship and Sacraments

For the Year 2008

No. 2b — Christian Education

Name of Congregation	10 — Sunday Services			Total Sunday Services	11 Weekday Services	12 Baptisms	13 Confirmations < age 16 & up	14 Rec'd Other Denom.	15 Marriages	16 Burials	17 Church School Teachers	18 Church School Pupils	19 Youth Group Members	20 Teach & Leaders	21 Adult Groups	22 Persons in Adult Groups	Group <sup>2</sup> Membs. vs Attend
	Communions	Morn'g Prayer	All Other														
<b>Deanery of South Shore</b>																	
Brossard	45	7	1	53	7	2				2							0%
Chambly with St-Jean-Sur-Rich. Sabrevois	65	5	1	71	10	10				10	3	7	1	3	1	5	13%
L'Acadie	38	5		43	1	2				2		2					0%
Greenfield Park	4	1	5	5	40	6	4			12	6	15	8	2	2	20	0%
Delson	69	22	1	96	2	1				1							27%
St-Hubert	21	2	1	24	2	2				1							0%
Longueuil	51			51	66	8				8	2	6		5	1	16	36%
St-Bruno	51			51	54	3				3				1	1	10	53%
St-Lambert	47	1	1	48	2	1				1	1	7		2	2	8	20%
Sorel	98	4	1	103		2				2				2	12	8	0%
Odanak	47	3	1	51	4	1				1					2	17	142%
Hemmingford	23		24	47													0%
Havelock	6		1	7			4			1							0%
Edwardstown																	0%
Chateauguay with Huntingdon	80	10	2	90	46	9			5	9	2	11		3	2	18	29%
Franklin Centre	36	14		52	5	2				2							0%
Ormstown	40	11	1	52	3	3	7			3							0%
Herdman																	
Valleyfield	27	21	1	49		1				1							0%
<b>Deanery Totals</b>	<b>748</b>	<b>130</b>	<b>15</b>	<b>893</b>	<b>240</b>	<b>43</b>	<b>15</b>	<b>1</b>	<b>17</b>	<b>58</b>	<b>17</b>	<b>48</b>	<b>9</b>	<b>18</b>	<b>23</b>	<b>94</b>	<b>19%</b>

No. 2a — Worship and Sacraments

For the Year 2008

No. 2b — Christian Education

Name of Congregation	10 — Sunday Services			Total Sunday Services	11 Weekday Services	12 Baptisms	13 Confirmations < age 16 & up	14 Rec'd Other Denom.	15 Marriages	16 Burials	17-22 Christian Education					Group <sup>2</sup> Membs. vs Attend.
	Communion	Morr'g Prayer	All Other								17 Church School Teachers	18 Church School Pupils	19 Youth Group Members	20 Teach & Leaders	21 Adult Groups	
<b>Deanery of Laurentians</b>																
Arundel/Weir	23	28		51	4	4			1	2	2	3		1	8	24%
Rockway	8	4		12												0%
Laurel	25	7		32		1			1	4				1	6	50%
Grenville	14	4		18												0%
Calumet	21	26		47					2	5						0%
Montebello																
Greater Parish of St. Andrews																
Lachute	36	12	8	56	11	3	10		1	7	9	23	10	1	20	37%
St. Andrew's East																0%
Dunany	7	3	2	12						2						0%
Lakefield	4	3	1	8	1					3						0%
Shrewsbury																
Mille Isles	3	8	8	3												0%
Louisa	44	8	8	60	11	3	10		1	6	9	25	10	1	20	37%
Morin Heights	43	7	2	52	4				1	12	1	4		1	3	10%
St-Sauveur	42	7	1	50	3	4			3	3				1	8	26%
New Glasgow																
Kilkeny	3	4		7						5						59%
Rawdon with	48	7		55	73	1				3	4	8		3	26	41%
St-Agathe	79	25		104	4	1			3	10	3	10		3	24	0%
Rosemere with	27	24	2	53		2			3	2						0%
Mascouche	26	22		48		1				5	3	10				0%
Two Mountains	22	29		51	17	6		6	4	5	3	10	6	4	8	22%
<b>Deanery Totals</b>	<b>475</b>	<b>220</b>	<b>24</b>	<b>719</b>	<b>128</b>	<b>26</b>	<b>20</b>	<b>6</b>	<b>20</b>	<b>64</b>	<b>31</b>	<b>83</b>	<b>26</b>	<b>10</b>	<b>123</b>	<b>18%</b>

No. 2a — Worship and Sacraments

For the Year 2008

No. 2b — Christian Education

Name of Congregation	10 — Sunday Services			Total Sunday Services	11 Weekday Services	12 Baptisms	13 Confirmations		14 Rec'd Other Denom.	15 Marriages	16 Burials	17 Church School Teachers	18 Church School Pupils	19 Youth Group Members	20 Teach & Leaders	21 Adult Groups	22 Persons in Adult Groups	Group <sup>2</sup> Membs. vs Attend
	Communions	Morn'g Prayer	All Other				Age 16	16 yrs & up										
<b>Deanery of Pointe Claire</b>																		
Dorval	104		1	105	105	65				6	16	1	3	2	2	2	16	19%
St. Stephen, Lachine	47			47	34	1				2	3	2	2	2	2	2	12	40%
Lakeside Heights	51	53	8	112	65	1				1	1	2	6	6	2	2	20	67%
Pointe Claire	80	20	2	102	11	2	7	1		3	6	5	24	7	6	2	58	1%
Roxboro-Pierrefonds	100		2	100	130	7				2	11	3	6	5	4	7	35	35%
Lachine	92		2	94	94	272		4		3	54		4	2	1	4	77	108%
Valois	96		5	101	45	2				1	6		5	2	4	2	13	25%
<b>Deanery Totals</b>	<b>570</b>	<b>73</b>	<b>18</b>	<b>661</b>	<b>484</b>	<b>350</b>	<b>7</b>	<b>5</b>		<b>18</b>	<b>97</b>	<b>13</b>	<b>50</b>	<b>14</b>	<b>17</b>	<b>21</b>	<b>231</b>	<b>42%</b>

No. 2a — Worship and Sacraments

For the Year 2008

No. 2b — Christian Education

Name of Congregation	10 — Sunday Services			Total Sunday Services	11 Weekday Services	12 Baptisms	13 Confirmations < age 16 & up	14 Rec'd Other Denom.	15 Marriages	16 Burials	17 Church School Teachers	18 Church School Pupils	19 Youth Group Members	20 Teach & Leaders	21 Adult Groups	22 Persons in Adult Groups	Group <sup>2</sup> Membs. vs Attend.
	Communions	Morn'g Prayer	All Other														
<b>Deanery of Ste-Anne</b>																	
Beaconsfield-Kirkland	91	2		93	3	4			1	2	2	25	12	2	1	10	15%
Beaurapaire	100	1	1	102	36	9			5	6	2	6	5	2	3	40	69%
Ste-Anne	102			102	11	15			1	2	7	18	6	3	6	53	47%
St Michael All Angels	90	1		91	43	5	6		1	5	7	24	25		10		0%
Parish of Vaudreuil																	
Hudson Heights	81	12	11	104	1	14	6		5	17	2	9	3	2	1	8	12%
Como	38	11	11	60	3	3	6		6	4	1	6	17	4	1	8	23%
Evergreen	29	17	8	54		3	6				4	18	3				0%
<b>Deanery Totals</b>	<b>531</b>	<b>44</b>	<b>31</b>	<b>606</b>	<b>97</b>	<b>53</b>	<b>24</b>		<b>19</b>	<b>36</b>	<b>25</b>	<b>106</b>	<b>68</b>	<b>13</b>	<b>22</b>	<b>119</b>	<b>24%</b>

No. 3 — Congregational Revenues (Regular and Extraordinary) for the Year 2008

Name of Congregation	26 Committed <sup>4</sup> Givings	TOTAL <sup>5</sup> GIVINGS (Qns. 25-29)	30 Interest Income	31 From Rentals	32 Grants from all sources			33 Rev. from all other sources	34 TOTAL REVENUE (Qns. 25-33)	Givings as <sup>6</sup> Percent of Revenues	53 Extraordinary Revenue <sup>7</sup>	
					Dioc'n Support	Dev. Fund Grants	Other Grants				Legacies	Sale of Land or Bldgs
Deanery of Cathedral Christ Church Cathedral Grace Church	120,731	168,230	141,640	368,057					677,927	25%	634	
Deanery Totals	120,731	168,230	141,640	368,057					677,927	25% <sup>8</sup>	634	

No. 3 — Congregational Revenues (Regular and Extraordinary) for the Year 2008

Name of Congregation	26 Committed <sup>4</sup> Givings	TOTAL <sup>5</sup> GIVINGS (Qns. 25-29)	30 Interest Income	31 From Rentals	32 Grants from all sources Dioc'n Support	32 Dev. Fund Grants	Other Grants	33 Rev. from all other sources	34 TOTAL REVENUE (Qns. 25-33)	53 Givings as <sup>6</sup> Percent of Revenues	53 Extraordinary Revenue <sup>7</sup> Legacies	54 Sale of Land or Bldgs
<b>Deanery of Hochelaga</b>												
St. George, Montreal	143,441	187,153	89,000	78,952			111,014	31,755	497,874	38%		
St. James the Apostle	97,224	413,840	148,517	22,602			3,000	22,056	607,015	68%		
St. John, Evangelist	104,341	114,226	87,099	45,347					249,672	46%	32,213	
St. Margaret of Scotland	12,153	13,173	36,612					1,954	49,785	26%		
St. Matthias, Westmount	163,101	282,765	72,921	60,526			41,299	9,629	418,166	68%	1,091	
St. Stephen, Westmount	215,011	229,700	27						280,655	82%		
La Nativité	28,954	38,255	1,036	7,500				3,209	39,291	97%		
St. Cuthb/St Hild/St Lk	19,912	34,363	57,925	24,800				150	102,997	33%		
St. Ignatius Montreal North	5,571	5,681	6						30,637	19%		
Mile End												
eMERGE												
<b>Deanery Totals</b>	<b>789,708</b>	<b>1,319,156</b>	<b>493,143</b>	<b>239,727</b>			<b>155,313</b>	<b>68,753</b>	<b>2,276,092</b>	<b>53%</b> <sup>8</sup>	<b>33,304</b>	

**No. 3 — Congregational Revenues (Regular and Extraordinary) for the Year 2008**

Name of Congregation	Committed <sup>4</sup> Givings	TOTAL <sup>5</sup> GIVINGS (Qns. 25-29)	30 Interest Income	31 From Rentals	Grants from all sources			33 Rev. from all other sources	34 TOTAL REVENUE (Qns. 25-33)	Givings as <sup>6</sup> Percent of Revenues	Extraordinary Revenue <sup>7</sup>	
					32 Dioc'n Support	Dev. Fund Grants	Other Grants				53 Legacies	54 Sale of Land or Bldgs
<b>Deanery of Western Montréal</b>												
St. Mathew, Hampstead	76,097	91,050	8,523	34,739			14,312	148,624	61%	37,500		
Cote-des-Neiges	101,672	160,770	1,012	10,648			41,483	213,913	75%			
St. Philip, Montreal West	162,911	185,646	2,568	33,717			21,478	243,409	76%			
Parish of N.D.G.												
St. Columba & St. Saviour	54,170	114,429	11,199	63,855			27,661	217,144	53%	50,000		
St. Thomas, N.D.G.	2,899	4,479	2,284	8,910			2,102	17,775	25%			
Trinity Memorial Church	108,532	124,493		20,864			22,021	167,378	74%			
All Saints Verdun	72,696	82,741	104,123	25,255		3,402	84,399	296,518	28%			
St. Aidan/Redeemer	40,064	54,571					3,706	61,679	88%			
St. Clement, Verdun	16,132	35,597					18,611	54,208	66%			
St. Lawrence, Lasalle	26,130	27,329		17,000			38,809	83,138	33%			
St-Laurent with Chomedey	87,356	92,998	4,953	400			44,916	143,267	65%			
Mount Royal	54,985	88,947	1,915	17,920			22,800	131,582	68%	61,657		
	23,826	30,709	14,027	9,860			2,948	57,544	53%		795,705	
	86,201	95,104	14,373	48,053			32,569	190,099	50%			
<b>Deanery Totals</b>	<b>913,671</b>	<b>1,188,863</b>	<b>164,977</b>	<b>291,221</b>	<b>3,402</b>		<b>377,815</b>	<b>2,026,278</b>	<b>58%<sup>8</sup></b>	<b>149,157</b>	<b>795,705</b>	

**No. 3 — Congregational Revenues (Regular and Extraordinary) for the Year 2008**

Name of Congregation	26 Committed <sup>4</sup> Givings	TOTAL <sup>5</sup> GIVINGS (Qns. 25-29)	30 Interest Income	31 From Rentals	32 Grants from all sources		33 Rev. from all other sources	34 TOTAL REVENUE (Qns. 25-33)	Givings as <sup>6</sup> Percent of Revenues	53 Extraordinary Revenue <sup>7</sup>	
					Dioc'n Support	Dev. Fund Grants				Other Grants	Legacies
<b>Deanery of Bedford</b>	<b>26</b>	<b>TOTAL<sup>5</sup> GIVINGS (Qns. 25-29)</b>	<b>30</b>	<b>31</b>	<b>32</b>		<b>33</b>	<b>34</b>	<b>Percent of Revenues</b>	<b>53</b>	<b>54</b>
Bedford	19,216	27,571		2,904			12,565	43,040	64%		
Phillipsburg	5,148	6,144	4,858				5	11,007	56%		
Farmham	11,231	11,457	10,657				19,380	41,494	28%		65,035
Dunham	14,721	19,140	27,676	820			44,539	92,175	21%		
Freightsburg	8,076	12,873	3,384				3,837	31,158	41%		34,619
Clarenceville	4,870	5,146	1,672				1,496	8,314	62%		
Noyan	5,738	6,122	1,973				273	8,368	73%		
Stanbridge East/ Pigeon Hill	9,446	11,136	34,715				19,241	170,092	7%		
Stanbury		1,738	310					2,048	85%		
Nelsonville(Covansvl.)	23,380	27,269	-4,214	3,900			47,471	74,426	37%	11,668	
Sweetsburg											
<b>Deanery Totals</b>	<b>101,826</b>	<b>128,596</b>	<b>81,031</b>	<b>7,624</b>			<b>148,807</b>	<b>482,122</b>	<b>47%<sup>8</sup></b>	<b>46,287</b>	<b>65,035</b>



**No. 3 --- Congregational Revenues (Regular and Extraordinary) for the Year 2008**

Name of Congregation	Committed <sup>1</sup> Givings	TOTAL <sup>5</sup> GIVINGS (Qns. 25-29)	30 Interest Income	31 From Rentals	Grants from all sources			33 Rev. from all other sources	34 TOTAL REVENUE (Qns. 25-33)	Givings as <sup>6</sup> Percent of Revenues	53 Extraordinary Revenue <sup>7</sup>	
					Dioc'n Support	Dev. Fund Grants	Other Grants				Legacies	Sale of Land or Bldgs
<b>Deanery of Brome-Shefford</b>												
Mansorville	26	6,157	785	350			297	19,482	93%			
South Bolton		280	2,912	80			50	11,098	73%			
Bolton Centre		594	56					1,191	95%			
Brome		5,042	3,553				4,345	17,134	54%			
Iron Hill		5,395	2,999				6,086	18,099	50%			
West Brome		8,859	1,929				6,110	22,859	65%			
Sutton Junction		3,620	1,326				386	6,633	74%			
Granby		4,685	23,819	12,415			9,162	51,802	12%			
Abbotstford												
North Ely												
Olethurn Park		5,865	433	8,128			355	15,469	42%			
Rougmont		5,701	8,076	8,442		12,226	1,410	42,589	29%			
Sutton		40,060	17,165	3,263			5,620	70,169	63%			
Abercorn		500	1,098				150	1,753	29%			
Waterloo		12,580	4,326	6,752			8,131	34,460	44%			
Foster		385	937				4,811	6,463	11%			
Knowlton		104,592	9,139	1,670			9,231	146,826	86%			
Bolton Glen												
<b>Deanery Totals</b>		<b>204,315</b>	<b>78,553</b>	<b>41,100</b>		<b>12,226</b>	<b>56,144</b>	<b>466,027</b>	<b>55%<sup>3</sup></b>			

**No. 3 — Congregational Revenues (Regular and Extraordinary) for the Year 2008**

Name of Congregation	26 Committed <sup>4</sup> Givings	TOTAL <sup>5</sup> GIVINGS (Qns. 25-29)	30 Interest Income	31 From Rentals	32 Grants from all sources	33 Rev. from all other sources	34 TOTAL REVENUE (Qns. 25-33)	Givings as <sup>6</sup> Percent of Revenues	53 Extraordinary Revenue <sup>7</sup>	
									Dioc'n Support	Dev. Fund Grants
<b>Deanery of South Shore</b>	<b>26</b>	<b>TOTAL<sup>5</sup> GIVINGS (Qns. 25-29)</b>	<b>30</b>	<b>31</b>	<b>32</b>	<b>33</b>	<b>34</b>	<b>Givings as<sup>6</sup> Percent of Revenues</b>	<b>53</b>	<b>54</b>
Brossard	70,611	75,158	3,932	8,000		7,608	90,766	83%		
Chamby with St-Jean-Sur-Rich.	33,844	39,052	3,932	25,015		36,515	104,514	37%		
Sabrevois	4,883	6,068	14,126	18,533		19,154	57,881	10%		
L'Acadie	400	1,332	140	400		106	1,978	67%		
Greenfield Park	85,414	97,230		2,140		19,086	118,456	82%		
Delson	2,988	3,255	1,181			883	5,319	61%		
St-Hubert	26,847	30,205	6	2,100	6,596	13,158	52,065	58%		
Longueuil	19,491	24,073	8	21,510	9,098	7,196	61,885	39%		
St-Bruno	64,098	70,795	16,813			7,771	95,379	74%		441,936
St-Lambert	144,082	154,600	18,112	6,535		18,594	197,841	78%		
Sorel	2,888	6,003	3,136	600	15,000	3,354	136,093	4%		
Odanak										
Hemmingford	17,000	19,701	5,322	7,230		2,100	34,353	57%		
Havelock	3,935	4,470	546			140	5,156	87%		
Edwardstown	810	810	64				874	93%		
Chateauguay with Huntingdon	51,436	54,987	2,105	11,076		8,501	76,669	72%		
Franklin Centre	24,260	35,155	8,899	880		14,653	59,587	59%		
Ormstown	13,014	19,142	2,398	125		19,308	40,973	47%		5,000
Herdman										
Valleyfield	10,332	11,231	2	9,455		5,641	26,329	43%		
<b>Deanery Totals</b>	<b>576,333</b>	<b>653,267</b>	<b>76,790</b>	<b>113,599</b>	<b>30,694</b>	<b>108,000</b>	<b>183,768</b>	<b>58%<sup>3</sup></b>		<b>446,936</b>

**No. 3 — Congregational Revenues (Regular and Extraordinary) for the Year 2008**

Name of Congregation	26 Committed <sup>4</sup> Givings	TOTAL <sup>5</sup> GIVINGS (Qns. 25-29)	30 Interest Income	31 From Rentals	32 Grants from all sources			33 Rev. from all other sources	34 TOTAL REVENUE (Qns. 25-33)	Givings as <sup>6</sup> Percent of Revenues	53 Extraordinary Revenue <sup>7</sup>	
					Dioc'n Support	Dev. Fund Grants	Other Grants				Legacies	Sale of Land or Bldgs
<b>Deanery of Laurentians</b>	<b>26</b>	<b>TOTAL<sup>5</sup> GIVINGS (Qns. 25-29)</b>	<b>30</b>	<b>31</b>	<b>32</b>			<b>33</b>	<b>34</b>	<b>Givings as<sup>6</sup> Percent of Revenues</b>	<b>53</b>	<b>54</b>
Arundel/	23,177	31,482	1,181	1,890				10,100	44,653	71%		48,133
Weir	8,691	9,202	3,828	1,260				818	15,108	61%		32,089
Rockway												
Laurel												
Grenville	10,778	16,062	9,047					6,500	31,609	51%		5,000
Calumet	8,331	16,356	8					1,815	16,364	100%		
Montebello	1,685	2,843	15,671						20,329	14%		
Greater Parish of St. Andrews												
Lachute	34,871	47,853						10,592	58,445	82%		
St. Andrew's East												
Dunany	2,095	8,562	3,243					5,166	11,805	73%		
Lakefield	1,888	11,813	9,474						26,453	45%		
Shrewsbury												
Millie Isles	1,465	3,789							3,789	100%	77,829	
Louisa	9,041	9,884						10,726	20,610	48%		
Morn Heights	25,490	39,520	7,593					5,782	52,895	75%		
St-Sauveur	23,972	63,206	41	350				3,380	66,977	94%		
New Glasgow												
Kilkenny	4,709	5,874							5,874	100%		
Rawdon with												
St-Agathe	79,186	63,356	34,222	1,935				27,765	127,278	50%		
Rosemere with	15,715	103,256	5,453	13,735				8,214	130,658	79%		
Mascouche	12,730	16,143	2,070	30,080				10,147	58,440	28%		
Two Mountains	28,078	41,095	2,790	400				11,873	56,158	73%	9,000	9,753
		36,380	610	12,205				17,860	74,555	49%		
<b>Deanery Totals</b>	<b>291,902</b>	<b>526,676</b>	<b>95,231</b>	<b>61,855</b>				<b>130,738</b>	<b>822,000</b>	<b>66%</b>	<b>91,829</b>	<b>89,975</b>

No. 3 — Congregational Revenues (Regular and Extraordinary) for the Year 2008

Name of Congregation	26 Committed <sup>4</sup> Givings	TOTAL <sup>5</sup> GIVINGS (Qns. 25-29)	30 Interest Income	31 From Rentals	32 Grants from all sources		33 Rev. from all other sources	34 TOTAL REVENUE (Qns. 25-33)	Givings as <sup>6</sup> Percent of Revenues	53 Extraordinary Revenue <sup>7</sup> Legacies	54 Sale of Land or Bldgs
					Dioc'n Support	Dev. Fund Grants					
<b>Deanery of Pointe Claire</b>											
Dorval	117,491	138,683	2,986	34,980			11,142	187,791	74%		
St. Stephen, Lachine	24,589	43,044	31,139				4,322	78,505	55%		
Lakeside Heights	87,414	90,570	1,435	2,565			2,739	97,309	93%		
Pointe Claire	94,960	104,129	18,604	26,469			10,000	159,202	65%		
Roxboro-Pierrefonds	130,247	152,700		23,834			18,180	194,714	78%		
Lachine	99,420	134,978	1,912				12,078	167,683	80%		
Valois	45,144	54,293	11,964	38,311			31,759	136,327	40%		
<b>Deanery Totals</b>	<b>599,265</b>	<b>718,397</b>	<b>68,040</b>	<b>126,159</b>			<b>18,715</b>	<b>1,021,531</b>	<b>69%</b> <sup>8</sup>		

**No. 3 — Congregational Revenues (Regular and Extraordinary) for the Year 2008**

Name of Congregation	26 Committed <sup>4</sup> Givings	TOTAL <sup>5</sup> GIVINGS (Qns. 25-29)	30 Interest Income	31 From Rentals	32 Grants from all sources			33 Rev. from all other sources	34 TOTAL REVENUE (Qns. 25-33)	Givings as <sup>6</sup> Percent of Revenues	53 Extraordinary Revenue <sup>7</sup> Legacies	54 Sale of Land or Bldgs
					Dioc'n Support	Dev. Fund Grants	Other Grants					
<b>Deanery of Ste-Anne</b>												
Beaconsfield-Kirkland	103,561	139,011	7,316	1,350			4,000	25,735	177,412	78%		
Beaurepaire	103,931	135,099	968	5,195				15,607	156,869	86%		
Ste-Anne	130,761	135,640	968	23,295	8,000			8,468	176,371	77%		39,355
St Michael All Angels	131,828	143,527		5,780				12,086	161,393	89%		
Parish of Vaudreuil	132,983	146,414	36,451	24,014				32,904	239,783	61%	332,978	
Hudson Heights	41,072	55,824	6,770	13,601				8,965	85,160	66%		
Como	15,947	23,477	11		2,500			586	26,574	88%		
Evergreen												
<b>Deanery Totals</b>	<b>660,083</b>	<b>778,992</b>	<b>52,484</b>	<b>73,235</b>	<b>10,500</b>		<b>4,000</b>	<b>104,351</b>	<b>1,023,562</b>	<b>78%<sup>3</sup></b>	<b>332,978</b>	<b>39,355</b>

No. 4 — Congregational Expenditures for the Year 2008

Name of Congregation	Pastoral Workers		Ministry-Related Expenses					Church Buildings					Synod	Outreach		Other
	24a No. of Clergy	24b No. Lay Wkrs	35a <sup>8</sup> Stipend Rector	35b <sup>8</sup> Stipend Assistant	37 Salaries Lay	36, 38 <sup>9</sup> All Pensions & Benefits	39, 43b <sup>10</sup> All Rect. Exp's	40 All other Min. Exp's	41 Operation & Maintenance	42 Major <sup>11</sup> Repairs	43a, c <sup>12</sup> Debt Paid (non-Rect'y)	45 Synod Assessment	46 Synod Mission Commitmt	47, 48 <sup>13</sup> Other Mission	44 All Oth Exps.	
<b>Deanery of Cathedral</b>																
Christ Church Cathedral	1.50	6.61	55,118	18,046	199,188	54,296	14,681	13,200	127,521	10,888		50,074	22,500	5,045	89,952	
<b>Deanery Totals</b>	<b>1.50</b>	<b>6.61</b>	<b>55,118</b>	<b>18,046</b>	<b>199,188</b>	<b>54,296</b>	<b>14,681</b>	<b>13,200</b>	<b>127,521</b>	<b>10,888</b>		<b>50,074</b>	<b>22,500</b>	<b>5,045</b>	<b>89,952</b>	

No. 4 — Congregational Expenditures for the Year 2008

Name of Congregation	Pastoral Workers		Ministry-Related Expenses										Church Buildings					Synod		Outreach		Other
	24a No. of Clergy	24b No. Lay Wkrs	35a <sup>e</sup> Stipend Rector	35b <sup>e</sup> Stipend Assistant	37 Salaries Lay	36, 38 <sup>e</sup> All Pensions & Benefits	39, 43b <sup>10</sup> All Rector Exp's	40 All other Min. Exp's	41 Operation & Maintenance	42 Major <sup>11</sup> Repairs	43a, c <sup>12</sup> Debt Paid (non-Rector'y)	45 Synod Assessment	46 Synod Mission Commitmt	47, 48 <sup>13</sup> Other Mission	44 All Oth Exps.							
<b>Deanery of Hochelaga</b>																						
St. George, Montreal	1.25	2.50	43,350	5,230	35,258	10,627	23,953	12,072	149,603	180,496		26,008	14,500	5,092	42,083							
St. James the Apostle	1.00	3.00	38,403		50,385	20,422	23,011	23,011	107,589	282,418	21,335	4,000		62,218								
St. John, Evangelist	1.00	0.75	42,302	2,900	31,837	18,243	19,200	76,583	231,802	10,000	18,300	2,000	3,605	74,165								
St. Margaret of Scotland	0.33		15,715					4,900			3,489	1,718	7,505	10,271								
St. Mathias, Westmount	1.00		22,783	1,750	76,793	20,885	19,879	114,111			26,204	10,000	2,605	49,876								
St. Stephen, Westmount	1.00	2.50	39,161		21,227	20,254	16,700	53,975	11,445	7,500	19,665	3,600	72,961	15,947								
La Nativité						10,473		7,225			2,959	2,047		11,859								
St. Cuthb/St Hill/SILK	0.50		30,905			3,143	2,940	19,364			5,354	1,500	1,645	4,360								
St. Ignatius Montreal North		1.00						19,102			2,103	500		2,712								
Mille End																						
eMERGE																						
<b>Deanery Totals</b>	<b>6.08</b>	<b>9.75</b>	<b>232,619</b>	<b>9,880</b>	<b>215,500</b>	<b>104,047</b>	<b>43,832</b>	<b>73,923</b>	<b>552,452</b>	<b>423,743</b>	<b>299,918</b>	<b>125,417</b>	<b>39,865</b>	<b>93,413</b>	<b>273,491</b>							

No. 4 — Congregational Expenditures for the Year 2008

Name of Congregation	Pastoral Workers		Ministry-Related Expenditures				Church Buildings					Synod	Outreach	Other	
	24a No. of Clergy	24b No. Lay Wkrs	35a <sup>a</sup> Stipend Rector	35b <sup>b</sup> Stipend Assistant	37 Salaries Lay	36, 38 <sup>c</sup> All Pensions & Benefits	39, 43b <sup>d</sup> All Rct. Exp's	40 All other Min. Exp's	41 Operation & Maintenance	42 Major <sup>e</sup> Repairs	43a, c <sup>2</sup> Debt Paid (non-Rect'y)	45 Synod Assessment	46 Synod Mission Commitmt	47, 48 <sup>f</sup> Other Mission	44 All Oth. Exp's.
<b>Deannery of Western Montréal</b>															
St. Mathew, Hampstead	0.60	0.45	20,259	3,900	32,179	8,125	10,539	6,925	78,767	48,406		13,210	5,500	2,808	8,894
Cote-des-Neiges	1.00	1.50	49,200		22,242	21,827	6,251	2,525	29,831	15,343	784	12,792	2,000	38,606	12,493
St. Phillip, Montreal West	0.75		33,266		28,905	23,909	9,163		106,406			18,385	7,000	2,113	32,902
Parish of N.D.G.															
St. Columba & St. Saviour	0.50	0.20	20,260	8,270	15,610	8,990	12,337	206	48,398	1,146		10,795	8,000	5,561	29,217
St. Thomas, N.D.G.	1.00	1.00	45,516	4,741	13,164	15,612	7,434	2,100	7,209	1,146		1,021	1,700	1,885	1,885
Trinity Memorial Church	0.75	0.75	39,025		8,367	6,621	15,870	15,870	124,918	-26,505		12,768	6,000	2,726	10,955
All Saints Verdun	0.35	0.35	20,629		4,775	3,274	5,059		16,029			4,617	300	7,544	5,247
St. Aidan/Redeemer	0.30	0.30	12,600						35,006			4,265	550		3,850
St. Clement, Verdun	0.40	0.35	13,849		6,551	1,676	6,067	8,275	35,997	19,443		10,741	550	2,065	7,880
St. Lawrence, LaSalle	1.00	0.60	34,089		13,134	12,962	6,067	1,447	28,234			8,906	3,600	2,065	7,880
St-Laurent with Chomedey	1.00	1.00	55,301		472	6,918	4,373	7,200	55,003			9,150	629	1,663	4,924
Mount Royal	0.50	0.55	22,800		29,374	1,100	6,840	350	18,020	147,122		3,867	2,300	1,470	4,242
Deannery Totals	9.35	3.45	411,238	12,170	174,773	125,975	68,063	44,898	669,980	204,955	784	140,531	43,796	66,211	171,692



No. 4 — Congregational Expenditures for the Year 2008

Name of Congregation	Pastoral		Ministry-Related Expenses										Church Buildings				Synod		Outreach		Other
	24a No. of Clergy	24b No. Lay Wkrs	35a <sup>a</sup> Stipend Rector	35b <sup>b</sup> Stipend Assistant	37 Salaries Lay	36, 38 <sup>c</sup> All Pensions & Benefits	39, 43b <sup>10</sup> All Rct. Exp's	40 All other Min. Exp's	41 Operation & Maintenance	42 Major <sup>11</sup> Repairs	43a, c <sup>12</sup> Debt Paid (non-Rct'y)	45 Synod Assessment	46 Synod Mission Commitmt	47, 48 <sup>13</sup> Other Mission	44 All Oth Exps.						
<b>Deanery of Bedford</b>																					
Bedford	0.50	1.00	20,716	5,897		7,570	3,736	19,123											2,961		
Phillipsburg			20,000			499		10,240											320		
Farnham			18,000			2,831	1,896	6,738											29,590		
Dunham	0.50	0.03	17,085	295		2,219		23,793											10,314		
Freightsburg	0.30		4,532	200				720	24,772										944		
Clarenceville								467											1,753		
Noyan	0.48	0.52	1,000			280	2,285	5,174											245		
Stanbridge East/	0.50		20,841			1,320		3,712	205,616										13,399		
Pigeon Hill			1,200			100		80													
Stanbury																					
Nelsonville(Cowansvl.)						9,621	2,538												20,517		
Sweetsburg	1.00	0.50	27,410			9,843		12,670													
<b>Deanery Totals</b>	<b>3.28</b>	<b>2.05</b>	<b>130,784</b>	<b>6,392</b>	<b>13,161</b>	<b>26,747</b>	<b>10,455</b>	<b>24,102</b>	<b>76,090</b>	<b>230,388</b>		<b>29,800</b>	<b>8,834</b>	<b>2,050</b>	<b>80,043</b>						

No. 4 — Congregational Expenditures for the Year 2008

Name of Congregation	Pastoral Workers		Ministry-Related Expenses				Church Buildings					Synod	Outreach		Other
	24a No. of Clergy	24b No. Lay Wkrs	35a <sup>a</sup> Stipend Rector	35b <sup>b</sup> Stipend Assistant	37 Salaries Lay	36, 38 <sup>c</sup> All Pensions & Benefits	39, 43b <sup>d</sup> All Rect. Exp's	40 All other Min. Exp's	41 Operation & Maintenance	42 Major <sup>e</sup> Repairs	43a, c <sup>f</sup> Debt Paid (non-Rect'y)	45 Synod Assessment	46 Synod Mission Commitmt	47, 48 <sup>g</sup> Other Mission	44 All Oth Exps.
<b>Deanery of Brome-Sheffield</b>															
Mansorville			4,402												
South Bolton			1,210												
Bolton Centre			1,390												
Brome	0.10		3,248			2,273		271	4,723	4,289	1,138	540	200	491	
Iron Hill	0.15		5,299			3,708		442	5,243		399	200		578	
West Brome	0.17		5,812	4		4,067	485	485	2,868	3,699	339	200			
Sutton Junction	0.09		2,906			2,034	243	243	574		1,671	400	119	1,749	
Granby				2,220			546	23,312			1,178	450	193	1,788	
Abbotsford											1,057	500	212	2,053	
North Ely											731	200	106	936	
Otterburn Park						859					5,220	1,000	55	8,367	
Rougmont							885	11,521	36,452		1,593	180	80	3,387	
Sutton	0.50		20,252			19,574		4,796			1,653	200	850	507	
Abercorn			455					21,669			5,974	3,000	2,511	6,281	
Waterloo			600		150		2,900	1,044			150	100	250	10,288	
Foster			36,656			12,758	14,661	3,717			3,028	1,050	800		
Knowlton	1.00	0.33				5,739		32,309			462	500	13,464	15,091	
Bolton Glen											7,475	3,800			
<b>Deanery Totals</b>	<b>2.00</b>	<b>0.33</b>	<b>82,230</b>	<b>2,224</b>	<b>150</b>	<b>44,414</b>	<b>21,083</b>	<b>138,888</b>	<b>44,440</b>		<b>32,068</b>	<b>12,320</b>	<b>18,840</b>	<b>51,516</b>	

No. 4 — Congregational Expenditures for the Year 2008

Name of Congregation	Pastoral Workers 24a No. of Clergy	Pastoral Workers 24b No. Lay Wkrs	Ministry-Related Expenses							Church Buildings					Synod Assessment 45	Outreach 46		Other 44 All Oth Exps.	
			35a <sup>e</sup> Stipend Rector	35b <sup>e</sup> Stipend Assistant	37 Salaries Lay	36, 38 <sup>e</sup> All Pensions & Benefits	39, 43b <sup>10</sup> All Rect. Exp's	40 All other Min. Exp's	41 Operation & Maintenance	42 Major <sup>11</sup> Repairs	43a, c <sup>12</sup> Debt Paid (non-Rect'y)	45 Synod Assessment	46 Synod Mission Commitmt	47, 48 <sup>13</sup> Other Mission					
<b>Deanery of South Shore</b>																			
Brossard	1.00			37,297			13,153	14,493				15,733	1,810			6,319	800	2,996	
Charitby with	0.65	0.40		34,019	4,486		6,735					16,539	8,145	24,425	5,992	1,500	150		16,684
St-Leon-Sur-Rich.	0.34	0.20		17,354		1,975	2,079					33,333	20,248	792	5,159	700	65		601
Sabrevois					50							308				110	80		11
L'Acadie	0.01			173															
Greenfield Park	1.00			15,083			7,386	8,518				26,230		32,238	10,177	1,200	3,995		4,087
Delson					324							2,719			617	300			676
St-Hubert	0.50	0.04		24,167		2,600	4,029	3,981		1,448		7,611			3,552	900	1,104		4,191
Longueuil	0.50	0.01		24,167		2,550	4,029	1,749	285			21,843			3,782	300	374		4,342
St-Bruno	1.00			48,954		3,900	7,908	4,458	185			6,179			7,779	1,500	5,378		8,350
St-Lambert	0.80	0.10		38,116		33,876	15,801	15,261				46,508			12,674	10,000	1,567		782
Sorel	0.50							40,000				6,889	556				210	61	8,129
Odanak																			
Hemmingford					20,000			7,091				6,014			1,782	0			18
Havelock	0.08			2,600								1,186	2,640		410	96			
Edwardstown				1,500											197	91			8
Chateauguay with	0.50	0.40		22,959		15,207	3,440	3,267	320			30,165			4,972	250	1,088		3,216
Huntingdon	0.15			9,713	1,200				127			17,086	7,850		4,187		100		12,420
Franklin Centre												2,435	6,322						
Ormstown				8,875															129
Herdman																			
Valleyfield									3,964			18,323					125		1,013
<b>Deanery Totals</b>	<b>7.03</b>	<b>1.15</b>		<b>285,301</b>	<b>25,736</b>	<b>60,108</b>	<b>64,560</b>	<b>98,818</b>	<b>9,654</b>		<b>259,101</b>	<b>47,571</b>	<b>57,455</b>	<b>73,787</b>	<b>18,052</b>	<b>17,007</b>			<b>81,047</b>

No. 4 — Congregational Expenditures for the Year 2008

Name of Congregation	Pastoral Workers		Ministry-Related Expenses				Church Buildings				Synod		Outreach		Other All Oth Exps.
	24a No. of Clergy	24b No. Lay Wkrs	35a <sup>a</sup> Stipend Rector	35b <sup>b</sup> Stipend Assistant	37 Salaries Lay	36, 38 <sup>c</sup> All Pensions & Benefits	39, 43b <sup>d</sup> All Rect. Exp's	40 All other Min. Exp's	41 Operation & Maintenance	42 Major <sup>e</sup> Repairs	43a, c <sup>f</sup> Debt Paid (non-Rect'y)	45 Synod Assessment	46 Synod Mission Commitmt	47, 48 <sup>g</sup> Other Mission	
<b>Deanery of Laurentians</b>															
Arundel/Weir	0.50	0.50					1,043	3,932				2,776	600	3,367	2,500
Rockway							696	2,621				1,121	700	576	1,782
Laurel															
Grenville	0.33		15,254	414	670			4,631	5,001			2,656	1,400	2,560	1,506
Calumet	0.20		8,320						3,620			1,196	400	109	4,333
Montebello	0.10		4,160				1,267		1,026			700	2,310	1,300	1,814
Greater Parish of St. Andrews												4,535	3,000		23,305
Lachute			35,472					4,743	5,427			479	300		2,638
St. Andrew's East									2,740			2,129			12,275
Dunany									1,194						
Lakerfield	0.05		5,830						889			371	500		1,000
Shrewsbury									3,447			1,761			
Millie Isles			1,506						6,141			3,845	2,700	420	2,410
Louisa	0.60		5,603						9,860			5,745	2,950	420	4,668
Mornin Heights	0.50	0.50	23,698		2,295	4,176	7,200		239,174						
St-Sauveur	0.50		24,460		2,485	4,395	7,200								
New Glasgow															
Kilkenny	0.03					500		189	1,405			276			
Rawdon with	1.00		47,009			6,713	8,012		32,959			8,772	2,000	6,767	1,332
St-Agathe	1.00		45,317			14,793	7,037	5,350	29,890			10,622	10,048	200	15,357
Rosemere with			16,323					2,400	21,851			4,388	1,311		7,474
Mascouche			2,200						13,523			3,179			
Two Mountains	0.25		11,826	3,750		1,797	563	5,248	14,045	9,131	14,402	3,308	1,500	78	2,354
<b>Deanery Totals</b>	<b>5.06</b>	<b>1.00</b>	<b>246,978</b>	<b>4,164</b>	<b>5,450</b>	<b>32,374</b>	<b>33,018</b>	<b>29,114</b>	<b>163,994</b>	<b>368,044</b>	<b>38,402</b>	<b>57,859</b>	<b>29,719</b>	<b>15,797</b>	<b>84,748</b>

No. 4 — Congregational Expenditures for the Year 2008

Name of Congregation	Pastoral Workers		Ministry-Related Expenses										Church Buildings				Synod Assessment	Synod Mission Commitmt	Outreach Other Mission	Other All Oth Exps.
	24a No. of Clergy	24b No. Lay Wkrs	35a <sup>a</sup> Stipend Rector	35b <sup>b</sup> Stipend Assistant	37 Salaries Lay	36, 38 <sup>c</sup> All Pensions & Benefits	39, 43b <sup>d</sup> All Rct. Exp's	40 All other Min. Exp's	41 Operation & Maintenance	42 Major <sup>e</sup> Repairs	43a, c <sup>12</sup> Debt Paid (non-Rct'y)	45 Synod Assessment	46 Synod Mission	47, 48 <sup>13</sup> Other Mission	44 All Oth Exps.					
<b>Deanery of Pointe Claire</b>																				
Dorval	1.00	1.00	34,089		27,818	14,559		19,303	34,446	19,480		12,202	7,700	5,272	12,846					
St. Stephen, Lachine	0.50	0.50	8,426		9,997		8,898	21,119			5,459	3,000	3,203							
Lakeside Heights	1.00	0.10	44,731			6,002	1,648	40,633			7,283		6,232	14,812						
Pointe Claire	1.00	0.85	42,911		25,705	16,452	5,341	43,632	7,361		12,264		5,658	5,469						
Roxboro-Pierrefonds	1.00	0.75	40,698		25,443	16,398	1,716	52,361		12,414	12,991	560	4,232	15,308						
Lachine	1.20	0.75	42,510	3,166	17,873	17,842	5,422	78,621	51,367		13,544	4,600	115							
Valois	0.50	0.35	27,780		16,854	4,146		31,028			9,236		4,052	10,949						
<b>Deanery Totals</b>	<b>6.20</b>	<b>4.30</b>	<b>241,145</b>	<b>3,166</b>	<b>123,690</b>	<b>75,399</b>	<b>42,328</b>	<b>301,840</b>	<b>78,208</b>	<b>12,414</b>	<b>72,979</b>	<b>15,860</b>	<b>28,764</b>	<b>59,384</b>						

No. 4 — Congregational Expenditures for the Year 2008

Name of Congregation	Pastoral Workers		Ministry-Related Expenses										Church Buildings					Synod		Outreach		Other
	24a No. of Clergy	24b No. Lay Wkrs	35a <sup>a</sup> Stipend Rector	35b <sup>b</sup> Stipend Assistant	37 Salaries Lay	36, 38 <sup>c</sup> All Pensions & Benefits	39, 43b <sup>d</sup> All Rector Exp's	40 All other Min. Exp's	41 Operation & Maintenance	42 Major <sup>e</sup> Repairs	43a, c <sup>f</sup> Debt Paid (non-Rect'y)	45 Synod Assessment	46 Synod Mission Commitmt	47, 48 <sup>g</sup> Other Mission	44 All Oth Exps.							
<b>Deanery of Ste-Anne</b>																						
Beaconsfield-Kirkland	1.00		43,713		13,115	15,324	23,152	27,437	45,552		12,132	1,500	2,000	32,418								
Beaurepaire	1.00	0.75	45,995		18,051	17,284	2,932	37,127		10	11,112	6,000	15,947	11,786								
Ste-Anne	1.00	0.50	25,492	1,950	29,723	11,613	6,336	39,237	13,624	2,707	12,690	4,000	567	12,062								
St Michael All Angels	1.00	1.50	35,870		41,172	20,412		24,447			10,963	3,996	20,290									
Parish of Vaudreuil																						
Hudson Heights	1.00	1.00	30,544		7,620	11,456	429	48,027	82,119		12,111	9,000	15,872									
Comto			19,137		2,265	4,209	5,732	38,394			6,284	14,201										
Evergreen	0.50		17,245			6,304	7,650	4,000					120	2,525								
<b>Deanery Totals</b>	<b>5.50</b>	<b>3.75</b>	<b>217,996</b>	<b>1,950</b>	<b>111,946</b>	<b>82,393</b>	<b>46,231</b>	<b>218,669</b>	<b>141,295</b>	<b>2,717</b>	<b>65,292</b>	<b>38,697</b>	<b>54,796</b>	<b>58,791</b>								

No. 5 — Analysis of Expenditures and Trends for the Year 2008

Name of Congregation	51 Use of Reserves/ Savings	52 Annual <sup>14</sup> Surplus (Deficit)	Percents of Total Expenditures <sup>15</sup>					26b Com- mitted Givers	Average <sup>16</sup> Comm'd Contr'n	6 Total Ident. Givers	Average <sup>17</sup> Ident'd Contr'n	Capital & <sup>18</sup> Property Value/ ID Giver	Trends—% up (down) over X years <sup>19</sup>						
			Minis- try	Ch. Bldgs	Out- reach	Syn- od	Other						Tot. Roll (#3) 4 years	Attend- ance 1 year	Attend- ance 5 years	Adults in Gps 1 year	Reserve Funds 4 years	Endow- ments 4 years	
<b>Deanery of Cathedral</b>																			
Christ Church Cathedral		\$17,418	54%	21%	4%	8%			151	\$800	\$73,676	-2%	8%	-11%	0%	22%	30%		
Grace Church												-100%	---	---	---	---	---		
<b>Deanery Totals</b>		<b>\$17,418</b>	<b>54%</b>	<b>21%</b>	<b>4%</b>	<b>8%</b>			<b>151</b>	<b>\$800</b>	<b>\$73,676</b>								

No. 5 — Analysis of Expenditures and Trends for the Year 2008

Name of Congregation	51 Use of Reserves/ Savings	52 Annual <sup>14</sup> Surplus (Deficit)	Percents of Total Expenditures <sup>15</sup>						26b Com- mitted Givers	Average Comm'd Cont'n <sup>16</sup>	6		Trends—% up (down) over X years <sup>18</sup>						
			Minis- try	Ch. Bids	Out- reach	Syn- od	Other	Total Ident. Givers			Average Ident'd Cont'n <sup>17</sup>	Capital & <sup>18</sup> Property Value/ ID Giver	Tot. Roll (#3) 4 years	Attend- ance 1 year	Attend- ance 5 years	Adults in Gps 1 year	Reserve Funds 4 years	Endow- ments 4 years	
<b>Deanery of Hochelaga</b>																			
St. George, Montreal		(\$50,398)	24%	60%	4%	5%	8%			199	\$899	\$50,807	-19%	-7%	-19%	9%	36%	-21%	
St. James the Apostle	\$36,249	\$33,483	22%	64%	1%	3%	10%	112	\$868	112	\$3,650	\$47,642	39%	-6%	-7%	57%	-58%	---	
St. John, Evangelist	\$166,239	(\$115,026)	22%	58%	1%	3%	14%	141	\$740	137	\$796	\$47,725	22%	0%	15%	50%	-30%	4%	
St. Margaret of Scotland		\$6,187	36%	11%	21%	8%	24%	18	\$675	24	\$546	\$2,808	-59%	-8%	-48%	---	436%	---	
St. Matthias, Westmount		(\$29,395)	41%	33%	4%	8%	14%	146	\$1,117		?		24%	-5%	-40%	---	2016%	---	
St. Stephen, Westmount		(\$1,780)	34%	26%	27%	7%	6%	87	\$2,471	163	\$1,383	\$15,118	-35%	-6%	-31%	-16%	-50%	---	
La Nativité		\$4,728	30%	21%	6%	9%	34%	75	\$475	75	\$475	\$0	-63%	-3%	6%	---	---	---	
St. Cuthb/St.Hild/St.Lk		\$6,726	51%	29%	5%	8%	7%	80	\$376	80	\$376	\$6,422	-35%	-7%	-4%	-93%	---	---	
St. Ignatius Montreal North		\$3,280	11%	70%	2%	8%	10%	14	\$398	14	\$406	\$14,305	-34%	0%	-29%	---	---	---	
Mile End													-100%	-100%	-100%	---	---	---	
eMERGE																			
<b>Deanery Totals</b>	<b>\$202,488</b>	<b>(\$142,195)</b>	<b>30%</b>	<b>41%</b>	<b>8%</b>	<b>7%</b>	<b>14%</b>	<b>518</b>	<b>\$1,045</b>	<b>804</b>	<b>\$1,067</b>	<b>\$23,103</b>							



No. 5 — Analysis of Expenditures and Trends for the Year 2008

Name of Congregation	51 Use of Reserves/ Savings	52 Annual <sup>14</sup> Surplus (Deficit)	Percents of Total Expenditures <sup>15</sup>						Trends—% up (down) over X years <sup>19</sup>										
			Minis- try	Ch. Bldgs	Out- reach	Syn- od	Other	26b Com- mitted Givers	Average Comm'd Contr'n	6 Total Ident. Givers	Average <sup>17</sup> Ident'd Contr'n	Capital & <sup>18</sup> Property Value/ ID Giver	Tot. Roll (#3) 4 years	Attend- ance 1 year	Attend- ance 5 years	Adults in Gps 1 year	Reserve Funds 4 years	Endow- ments 4 years	
<b>Deanery of Western Montreal</b>																			
St. Matthew, Hampstead	\$35,696	(\$6,786)	43%	41%	4%	7%	5%	77	\$988	97	\$922	\$35,111	-2%	-9%	-26%	100%	-16%	---	
Cote-des-Neiges	\$19	\$19	48%	21%	19%	6%	6%	250	\$615	250	\$615	\$5,027	-7%	1%	1%	4%	146%	106%	
St. Phillip, Montreal West	\$18,809	\$169	36%	41%	3%	7%	13%	211	\$772	211	\$862	\$18,614	-14%	-32%	-34%	0%	-2%	60%	
Parish of N.D.G.																			
St. Columba & St. Saviour	\$45,366	\$46,460	30%	45%	6%	5%	14%	13	\$223	51	\$2,223	\$51,240	-25%	-22%	-26%	---	7%	-38%	
St. Thomas, N.D.G.	\$8,433	\$23,163	55%	47%	10%	6%	11%	105	\$1,034	28	\$132	\$10,039	-8%	22%	-21%	---	3715%	-100%	
Trinity Memorial Church	\$29,572	\$106,091	32%	24%	6%	7%	7%	104	\$699	104	\$759	\$27,802	38%	-100%	-100%	-50%	-27%	---	
All Saints Verdun		(\$5,795)	50%	45%	2%	7%	13%	59	\$679	59	\$918	\$14,930	-47%	-20%	-1%	-70%	---	---	
St. Aidan/Redeemer		\$1,787	24%	67%	1%	8%	0%	48	\$544	49	\$533	\$9,543	13%	-17%	42%	-20%	---	---	
St. Clement, Verdun		\$1,649	37%	44%	1%	13%	5%	152	\$575	152	\$588	\$5,780	-33%	3%	0%	---	-100%	-100%	
St. Lawrence, LaSalle	\$8,000	(\$6,051)	49%	35%	4%	6%	6%	119	\$462	44	?	\$16,854	-16%	-3%	3%	13%	-100%	---	
St-Laurent with Chomedey	\$147,122	\$5,745	51%	38%	2%	6%	3%	44	\$542	44	\$684	\$38,578	26%	-9%	-18%	---	-100%	---	
Mount Royal		\$8,713	46%	35%	7%	7%	4%	113	\$825	113	\$825		-8%	0%	-29%	---	-100%	---	
Mount Royal		\$8,713	28%	60%	1%	4%	7%						9%	0%	-8%	100%	-100%	---	
<b>Deanery Totals</b>	<b>\$292,998</b>	<b>\$180,677</b>	<b>40%</b>	<b>40%</b>	<b>6%</b>	<b>7%</b>	<b>7%</b>	<b>932</b>	<b>\$652</b>	<b>1,158</b>	<b>\$824</b>	<b>\$21,229</b>							

No. 5 — Analysis of Expenditures and Trends for the Year 2008

Name of Congregation	51 Use of Reserves/ Savings	52 Annual <sup>14</sup> Surplus (Deficit)	Percent of Total Expenditures <sup>15</sup>						26b Com- mitted Givers	Average <sup>16</sup> Comm'd Contr'n	6 Total Ident. Givers	Average <sup>17</sup> Ident'd Contr'n	Capital & <sup>18</sup> Property Value/ ID Giver	Trends—% up (down) over X years <sup>19</sup>															
			Minis- try	Ch. Bldgs	Out- reach	Syn- od	Other	Givers						Tot. Roll (#3) 4 years	Attend- ance 1 year	Attend- ance 5 years	Adults in Gps 1 year	Reserve Funds 4 years	Endow- ments 4 years										
<b>Deanery of Bedford</b>																													
Bedford	\$30,000	\$4,202	83%	0%	4%	9%	4%	26	\$739		?			-30%	-13%	-27%	-100%	---	-23%										
Phillipburg		(\$23,466)	58%	30%	3%	8%	1%			3	?	\$276,226	-51%	-21%	-39%	---	-34%	---	5%										
Farmham		(\$18,103)	31%	11%	2%	6%	50%			3	\$3,744	\$18,741	-15%	-19%	8%	---	-42%	---	0%										
Dunham		\$30,597	36%	39%	2%	7%	17%			64	\$283	\$18,741	-35%	15%	-30%	---	---	---	9%										
Freightsburg	\$10,000	\$378	22%	69%	3%	3%	2%	32	\$252	55	\$231	\$28,377	-6%	-19%	-13%	---	50%	---	0%										
Clarenceville		\$3,019	17%	35%	6%	9%	33%			10	\$487	\$67,474	-25%	0%	14%	---	---	---	-100%										
Noyan		\$163	16%	63%	7%	7%	3%	29	\$198	29	\$205	\$18,356	-10%	-20%	-8%	---	5%	---	---										
Stanbridge East/	\$100,250	\$3,709	12%	81%	1%	1%	5%			16	\$622	\$101,298	194%	6%	0%	---	---	---	-100%										
Pigeon Hill		(\$1,091)	44%	44%	5%	7%	0%				?		400%	-50%	---	---	---	---	---										
Stanbury													-100%	-100%	---	---	---	---	---										
Nelsonville(Cowansvl.)	\$20,000	\$4,118	55%	14%	0%	8%	23%			34	\$780	\$41,232	-100%	---	-33%	---	-100%	---	---										
Sweetsburg													---	---	---	---	---	---	---										
<b>Deanery Totals</b>	<b>\$160,250</b>	<b>\$3,526</b>	<b>37%</b>	<b>39%</b>	<b>3%</b>	<b>7%</b>	<b>14%</b>	<b>87</b>	<b>\$396</b>	<b>211</b>	<b>\$907</b>	<b>\$78,815</b>																	

No. 5 — Analysis of Expenditures and Trends for the Year 2008

Name of Congregation	51 Use of Reserves/ Savings	52 Annual <sup>14</sup> Surplus (Deficit)	Percent of Total Expenditures <sup>15</sup>						26b Com- mitted Givers	Average <sup>16</sup> Comm'd Cont'n	6 Total Ident. Givers	Average <sup>17</sup> Ident'd Cont'n	Capital & <sup>18</sup> Property Value/ ID Giver	Trends—% up (down) over X years <sup>19</sup>																
			Minis- try	Ch. Bldgs	Out- reach	Syn- od	Other	Com- mitted Givers						Average <sup>17</sup> Ident'd Cont'n	Tot. Roll (#3) 4 years	Attend- ance 1 year	Attend- ance 5 years	Adults in Gps 1 year	Reserve Funds 4 years	Endow- ments 4 years										
<b>Deanery of Bromes-Sheffield</b>																														
Mansorville		\$1,703	28%	58%	4%	6%	3%	16	\$385	24	\$720	\$17,586	33%	7%	-6%	---	---	---	-52%	---										
South Bolton		\$6,563	27%	47%	4%	9%	13%	6	\$47	30	\$264	\$5,987	-37%	-13%	-50%	---	---	---	---	---										
Bolton Centre	\$1,500	(\$170)	49%	33%	7%	12%	0%	7	\$85	7	\$135	\$23,574	-7%	-13%	-42%	---	---	-66%	---											
Brome		\$667	40%	33%	4%	12%	12%	15	\$336	39	\$214	\$14,264	-44%	-11%	60%	-25%	---	-47%	---											
Iron Hill		(\$202)	52%	29%	4%	6%	10%	12	\$450	33	\$245	\$5,051	68%	-21%	120%	0%	---	---	---											
West Brome		\$2,102	50%	32%	3%	5%	10%	18	\$492	30	\$462	\$7,475	-15%	40%	56%	-100%	---	---	---											
Sutton Junction		(\$1,097)	67%	7%	4%	9%	12%	11	\$329	16	\$264	\$7,017	-82%	-6%	167%	---	---	---	---											
Granby		\$11,082	7%	57%	3%	13%	21%	10	\$469	15	\$418	\$203,321	-41%	0%	-20%	---	---	-48%	---											
Abbotford																														
North Ely																														
Otterburn Park		(\$2,151)	5%	65%	1%	9%	19%	13	\$451	13	\$498	\$66,863	---	---	-100%	---	---	---	---											
Rougemont		(\$2,754)	2%	91%	2%	4%	1%	11	\$518	11	\$1,080	\$43,702	4%	-18%	-47%	---	---	-100%	---											
Sutton		(\$9,092)	50%	27%	7%	8%	8%	38	\$1,054	38	\$1,120	\$33,465	-34%	54%	43%	---	---	---	0%											
Abercorn		\$4	26%	60%	6%	9%	0%	6	\$83	6	\$83	\$21,876	0%	17%	-26%	-75%	---	43%	---											
Waterloo		(\$1,019)	8%	51%	4%	9%	29%	22	\$572	51	\$284	\$37,535	-15%	-13%	-13%	---	---	-100%	---											
Foster		\$234	12%	60%	21%	7%	0%	5	\$115	5	\$115	\$115,495	25%	11%	---	---	---	17%	2%											
Knowlton		\$8,595	49%	23%	12%	5%	11%	134	\$894	134	\$894	\$12,733	-36%	4%	51%	---	---	-100%	---											
Bolton Glen		\$3,722																												
<b>Deanery Totals</b>	<b>\$5,222</b>	<b>\$14,465</b>	<b>31%</b>	<b>45%</b>	<b>6%</b>	<b>8%</b>	<b>10%</b>	<b>185</b>	<b>\$405</b>	<b>452</b>	<b>\$453</b>	<b>\$41,063</b>																		

No. 5 — Analysis of Expenditures and Trends for the Year 2008

Name of Congregation	51 Use of Reserves/ Savings	52 Annual <sup>14</sup> Surplus (Deficit)	Percent of Total Expenditures <sup>15</sup>						26b			6			Trends—% up (down) over X years <sup>19</sup>				
			Minis- try	Ch. Bldgs	Out- reach	Syn- od	Other	Com- mitted Givers	Average Comm'd Contr'n	Total Ident. Givers	Average <sup>17</sup> Ident'd Contr'n	Capital & <sup>18</sup> Property Value/ ID Giver	Tot. Roll (#) 4 years	Attend- ance 1 year	Attend- ance 5 years	Adults in Gps 1 year	Reserve Funds 4 years	Endow- ments 4 years	
<b>Deanery of South Shore</b>																			
Brossard		(\$1,835)	70%	19%	4%	7%	0%	59	\$1,197	59	\$1,245	\$9,576	-16%	0%	-26%	-100%	---	---	
Charity with St-Jean-Sur-Rich.	\$19,923	(\$14,161)	38%	25%	1%	5%	14%	49	\$691	49	\$758	\$28,116	-17%	5%	-20%	---	-100%	---	
Sabrevois		(\$4,502)	26%	66%	1%	6%	1%	10	\$488	10	\$578	\$209,388	-23%	-14%	-20%	---	22%	---	
L'Acadie		\$1,246	30%	42%	11%	15%	2%	5	\$80	6	\$67	\$14,749	---	---	---	---	-100%	---	
Greenfield Park		\$6,387	30%	23%	5%	9%	4%	97	\$881	97	\$987	\$11,769	-12%	1%	-32%	-20%	-100%	---	
Delson		(\$765)	29%	45%	5%	10%	11%	12	\$257	12	\$257	\$16,796	-48%	-18%	-40%	---	-48%	---	
St-Hubert	\$753	(\$835)	67%	15%	4%	7%	8%	59	\$455	76	\$384	\$8,320	-1%	2%	29%	---	113%	---	
Longueuil	\$964	(\$1,735)	52%	35%	1%	6%	7%	28	\$696	50	\$465	\$25,762	-5%	-10%	-10%	---	12%	---	
St-Bruno		(\$412)	69%	7%	7%	8%	9%	71	\$903	73	\$964	\$12,771	-28%	3%	-13%	0%	---	---	
St-Lambert		\$15,526	59%	27%	7%	7%	0%	133	\$1,083	133	\$1,144	\$21,837	-10%	-3%	0%	-100%	-100%	---	
Sorel		\$80,248	72%	13%	0%	0%	15%	9	\$321	17	\$243	\$87,779	11%	9%	-40%	70%	---	---	
Odanak		(\$552)	78%	17%	0%	5%	0%	30	\$567	40	\$425	\$19,495	-100%	---	-100%	---	-100%	---	
Hemmingford		(\$1,776)	38%	55%	1%	6%	0%	9	\$437	9	\$437	\$41,783	-3%	11%	-13%	---	---	---	
Havelock		(\$922)	84%	0%	5%	11%	0%	5	\$162	5	\$162	\$16,943	-27%	-17%	-7%	---	---	---	
Edwardstown		(\$7,965)	53%	36%	1%	6%	4%	81	\$635	81	?	\$21,390	0%	---	-100%	---	---	---	
Chateauguay with Huntingdon	\$8,804	\$14,615	21%	47%	1%	8%	23%	43	\$564	43	\$796	\$21,390	-26%	2%	3%	0%	---	---	
Franklin Centre		\$12,765	23%	23%	0%	9%	44%	19	\$685	35	\$527	\$21,654	-22%	-3%	-37%	---	---	---	
Ormstown	\$9,592	\$1,522	15%	71%	0%	10%	4%	20	\$517	20	\$543	\$57,023	---	---	---	---	---	---	
Herdman	\$1,700	\$41,736	47%	31%	3%	8%	8%	722	\$637	734	\$587	\$36,774	-44%	-14%	-57%	---	---	---	
Valleyfield		\$96,849	31%	0%	10%	4%	722	\$637	734	\$587	\$36,774	---	---	---	---	---	---	---	
<b>Deanery Totals</b>																			

No. 5 — Analysis of Expenditures and Trends for the Year 2008

Name of Congregation	51 Use of Reserves/ Savings	52 Annual <sup>14</sup> Surplus (Deficit)	Percents of Total Expenditures <sup>15</sup>						26b Com- mitted Givers	Average <sup>15</sup> Comr'd Contr'n	6 Total Ident. Givers	Average <sup>17</sup> Ident'd Contr'n	Capital & <sup>18</sup> Property Value/ ID Giver	Trends—% up (down) over X years <sup>19</sup>					
			Minis- try	Ch. Bldgs	Out- reach	Syn- od	Other	Givers						Total Ident. Givers	Average <sup>17</sup> Ident'd Contr'n	Tot. Roll (#3) 4 years	Attend- ance 1 year	Attend- ance 5 years	Adults in Gps 1 year
<b>Deanery of Laurentians</b>																			
Arundel/ Weir	\$41,000	\$3,423	7%	80%	5%	4%	3%	53	\$437	78	\$389	\$8,542	32%	13%	-11%	-11%	-100%		
Rockway Laurel	\$14,000	(\$8,706)	9%	80%	3%	3%	5%	18	\$483	22	\$409	\$12,028	-28%	17%	-18%	-100%	-6%		
Grenville	\$2,000	(\$4,813)	61%	15%	12%	8%	5%	21	\$513	22	\$716	\$28,626	95%	-20%	-20%	0%	-100%		
Calumet		(\$2,284)	48%	19%	3%	6%	23%	20	\$417	20	\$806	\$8,724	-4%	7%	-17%	-100%	-9%		
Montebello		\$7,752	43%	8%	29%	6%	14%	5	\$337	6	\$355	\$57,593	-69%	0%	0%	0%	-100%		
Greater Parish of St. Lachute		(\$7,867)	53%	0%	5%	7%	35%	70	\$498	80	\$568	\$20,735	14%	6%	23%	0%	0%		
St. Andrew's East		(\$1,782)	35%	40%	2%	4%	19%	39	\$193	39	\$193	\$4,524	9%	35%	15%	0%	-100%		
Dunary		\$2,285	24%	16%	0%	9%	51%		?		?		76%	-55%	-23%	-100%	-100%		
Lakefield																			
Shrewsbury																			
Millie Isles		(\$2,184)	25%	43%	8%	6%	17%	11	\$326	11	\$326	\$19,216	-27%	-1%	-35%	0%	-9%		
Louisa		\$2,172	30%	60%	0%	10%	0%	70	\$129	63	\$144	\$4,488	177%	-9%	69%	0%	-100%		
Morin Heights		\$10	71%	12%	6%	7%	5%	31	\$822	69	\$559	\$8,413	-20%	20%	11%	0%	12%		
St-Sauveur	\$201,905	(\$32,475)	13%	83%	1%	2%	2%	101	\$606	101	\$606	\$11,072	-14%	0%	-11%	0%	-9%		
New Glasgow																			
Kilkenny		\$3,505	29%	59%	0%	12%	0%	20	\$235	29	\$162	\$2,682	-100%	-100%	-100%	0%	-100%		
Rawdon with Ste-Agathe		\$13,714	54%	29%	8%	8%	1%	63	\$0	224	\$283	\$8,852	-28%	-4%	-20%	-38%	44%		
Rosemere with Masouche		(\$7,956)	52%	22%	7%	8%	11%	158	\$501	180	\$552	\$7,257	-27%	-16%	-27%	-31%	-37%		
Two Mountains	\$22,259	\$17,294	26%	64%	2%	4%	3%	21	\$606	21	\$1,919	\$38,729	-71%	-29%	-53%	0%	-100%		
Deanery Totals	\$281,164	(\$27,246)	34%	43%	5%	6%	11%	577	\$428	1,059	\$526	\$16,383	7%	3%	-12%	-20%	-50%		

No. 5 — Analysis of Expenditures and Trends for the Year 2008

Name of Congregation	51 Use of Reserves/ Savings	52 Annual <sup>14</sup> Surplus (Deficit)	Percents of Total Expenditures <sup>15</sup>					26b Com- mitted Givers	Average <sup>16</sup> Comm'd Contr'n	6 Total Ident. Givers	Average <sup>17</sup> Ident'd Contr'n	Capital & <sup>18</sup>		Trends—% up (down) over X years <sup>19</sup>															
			Minis- try	Ch. Bldgs	Out- reach	Syn- od	Other					Property Value/ ID Giver	Tot. Roll (#) 4 years	Attend- ance 1 year	Attend- ance 5 years	Adults in Gps 1 year	Reserve Funds 4 years	Endow- ments 4 years											
<b>Deanery of Pointe Claire</b>																													
Dorval		(\$3,424)	51%	29%	7%	7%	7%	57	\$2,061	?	?	\$23,421	1%	8%	4%	-67%	---	---											
St. Stephen, Lachine		\$18,403	45%	35%	10%	9%	30	\$820	50	\$840	\$23,421	-56%	-3%	-14%	0%	-100%	---												
Lakeside Heights		(\$27,931)	45%	32%	5%	6%	77	\$1,135	77	\$1,135	\$18,662	-31%	-55%	-64%	-5%	-100%	---												
Pointe Claire		(\$11,281)	56%	30%	3%	7%	159	\$642	159	\$642	\$21,593	-7%	9859%	8911%	2%	8%	0%												
Roxboro-Pierrefonds		\$6,173	48%	35%	2%	7%	137	\$1,092	137	\$1,092	\$18,964	-18%	0%	-26%	0%	-1%	---												
Lachine		\$30,000	51%	41%	0%	7%	99	\$1,004	146	\$910	\$23,987	-64%	9%	-45%	114%	-63%	-84%												
Valois		\$43,172	30%	51%	5%	6%	65	\$695	?	?	?	14%	4%	-18%	63%	-75%	-100%												
<b>Deanery Totals</b>		<b>\$86,059</b>	<b>47%</b>	<b>36%</b>	<b>5%</b>	<b>7%</b>	<b>251</b>	<b>\$1,145</b>	<b>569</b>	<b>\$924</b>	<b>\$21,325</b>																		

No. 5 — Analysis of Expenditures and Trends for the Year 2008

Name of Congregation	51 Use of Reserves/ Savings	52 Annual <sup>14</sup> Surplus (Deficit)	Percents of Total Expenditures <sup>15</sup>					26b Com- mitted Givers	Average <sup>16</sup> Comm'd Contr'n	6 Total Ident. Givers	Average <sup>17</sup> Ident'd Contr'n	Capital & <sup>18</sup> Property Value/ ID Giver	Trends—% up (down) over X years <sup>19</sup>									
			Minis- try	Ch. Bldgs	Out- reach	Syn- od	Other						Tot. Roll (#3) 4 years	Attend- ance 1 year	Attend- ance 5 years	Adults in Gps 1 year	Reserve/ Funds 4 years	Endow- ments 4 years				
<b>Deanery of Ste-Anne</b>																						
Beaconsfield-Kirkland	\$60,000	\$21,069	44%	34%	2%	6%	15%	80	\$1,295	80	\$1,714	\$16,478	-19%	-13%	-29%	-60%	---	---				
Beaurepaire		(\$16,322)	53%	21%	13%	6%	7%	89	\$1,168	126	\$1,054	\$15,939	-24%	-2%	-23%	135%	78%	---				
Ste-Anne	\$13,624	\$22,813	49%	33%	3%	8%	7%	116	\$1,127	161	\$822	\$7,253	-3%	2%	-7%	---	24%	0%				
St Michael All Angels		\$338	63%	15%	15%	7%	0%	97	\$1,359	89	\$1,568	\$16,412	-5%	-7%	-8%	-100%	-100%	---				
Parish of Vaudreuil		\$81,552	26%	58%	11%	5%	0%	92	\$1,445	148	\$969	\$22,585	---	---	---	---	---	---	---			
Hudson Heights	\$67,380	(\$5,062)	35%	43%	16%	7%	0%	48	\$856	46	\$1,159	\$34,750	70%	-13%	0%	14%	855%	49%	5%			
Como		(\$11,270)	82%	11%	0%	0%	7%	16	\$997	44	\$514	\$234	21%	-21%	-3%	-100%	---	---	---			
Evergreen																						
<b>Deanery Totals</b>	<b>\$141,004</b>	<b>\$93,118</b>	<b>50%</b>	<b>31%</b>	<b>8%</b>	<b>6%</b>	<b>5%</b>	<b>538</b>	<b>\$1,178</b>	<b>694</b>	<b>\$1,114</b>	<b>\$16,236</b>										

No. 6 — Assets and Liabilities for the Year 2008

Name of Congregation	55 Current Assets	56 Congr'n Funds in Reserve	Endowments		Debt		Insured Property Value					TOTAL CAPITAL & PROP. VALUE (#55-65) <sup>20</sup>
			57 Endow- ment for Congr'n	58 Endow. & Beq. for Cemetery	59 Debt on Property	60 Other Debt	61 Church & Contents	62 Hall & Contents	63 Rectory	64 Other Buildings	65 Valuation Other Land	
Deanery of Cathedral Christ Church Cathedral Grace Church	277,191	2,345,706	2,151,160				6,011,754	57,366		281,838 25,000		11,125,015 25,000
Deanery Totals	277,191	2,345,706	2,151,160				6,011,754	57,366		306,838		11,150,015

Note: The value of the land upon which our churches is built is not included in the Insured Property Values listed above.



No. 6 — Assets and Liabilities for the Year 2008

Name of Congregation	55 Current Assets	56 Congr'n Funds in Reserve	57 Endowments		Debt			Insured Property Value				TOTAL CAPITAL & PROP. VALUE (#55-65) <sup>20</sup>
			58 Endow-ment for Congr'n	59 Endow. & Beq. for Cemetery	59 Debt on Property	60 Other Debt	61 Church & Contents	62 Hall & Contents	63 Rectory	64 Other Buildings	65 Valuation Other Land	
<b>Deanery of Hochelaga</b>												
St. George, Montreal	145,971	870,215	1,378,948			16,826	7,749,119					10,110,601
St. James the Apostle	160,863	419,835	104,855				4,650,316					5,335,869
St. John, Evangelist	16,905	1,000,556	83,116		80,314	20	5,598,348					6,538,297
St. Margaret of Scotland	32,435	19,552							15,433			67,380
St. Mathias, Westmount	182,674	463,031			27,500	50,298	5,707,205					6,252,314
St. Stephen, Westmount	16,252	13,732				2,484	1,800,000					2,464,281
La Nativité												
St. Cuthb/St. Hild/St. Lk	77,495						246,680					513,780
St. Ignatius Montreal North	16,154						0	184,110				200,264
Mille End												30,677
EMERGE												
<b>Deanery Totals</b>	<b>648,749</b>	<b>2,786,921</b>	<b>1,566,919</b>		<b>107,814</b>	<b>69,628</b>	<b>25,751,668</b>	<b>184,110</b>			<b>929,980</b>	<b>31,513,463</b>

Note: The value of the land upon which our churches is built is not included in the Insured Property Values listed above.

No. 6 — Assets and Liabilities for the Year 2008

Name of Congregation	55 Current Assets	56 Congr'n Funds in Réserve	Endowments			Debt		Insured Property Value				TOTAL & PROP. VALUE (\$55-65) <sup>20</sup>	
			57 Endow- ment for Congr'n	58 Endow. & Beq. for Cemetery	59 Debt on Property	60 Other Debt	61 Church & Contents	62 Hall & Contents	63 Rectory	64 Other Buildings	65 Valuation Other Land		
<b>Deanery of Western Montreal</b>													
St. Matthew, Hampstead	2,513	297,084											3,405,799
Cote-des-Neiges	11,106	84,586	47,807		9,216					591,858			1,256,786
St. Phillip, Montreal West	66,246	113,493	40,801							375,407			3,927,474
Parish of N.D.G.													
St. Columba & St. Saviour	93,271	3,812	114,489							775,757			2,613,241
St. Thomas, N.D.G.	16,653	38,689								225,754			281,096
Trinity Memorial Church	126,878	98,940								2,300,000			2,875,818
All Saints Verdun	71,763				15,000					3,110,638			2,891,449
St. Aidan/Redeemer	11,662					130,476				869,188			880,850
St. Clement, Verdun	35,329									1,133,995			1,169,324
St. Lawrence, LaSalle	34,000									255,786			467,599
St-Laurent with Chomedey						1,037				588,674			878,588
Mount Royal	777,005									1,613,660			1,886,340
						19,494				741,554			741,554
<b>Deanery Totals</b>	<b>1,246,426</b>	<b>636,604</b>	<b>203,097</b>		<b>24,216</b>	<b>151,007</b>				<b>22,539,862</b>	<b>775,757</b>	<b>2,583,963</b>	<b>27,635,263</b>

Note: The value of the land upon which our churches is built is not included in the Insured Property Values listed above.

No. 6 — Assets and Liabilities for the Year 2008

Name of Congregation	55 Current Assets	56 Congr'n Funds in Reserve	Endowments		Debt		Insured Property Value					TOTAL CAPITAL & PROP. VALUE (#55-65) <sup>20</sup>	
			57 Endow-ment for Congr'n	58 Endow. & Beq. for Cemetery	59 Debt on Property	60 Other Debt	61 Church & Contents	62 Hall & Contents	63 Rectory	64 Other Buildings	65 Valuation Other Land		
<b>Deanery of Bedford</b>													
Bedford	6,358		204,566			1,260	6,456,331	230,861	284,820				7,180,416
Phillipsburg	7,248	90,088	157,704	8,470	1,254	614,898							709,726
Farrham	11,765	62,064	194,603			597,145							828,678
Dunham		175,645	37,610	10,000		829,202							1,199,450
Freightsburg	7,216	24,000				1,491,936	141,626						1,560,762
Clarenceville	49,270					483,845							674,741
Noyan	36,588	40,000		58,021		455,730		181,573	275,637				532,318
Stanbridge East/	80,519	535,147	62	19,109		547,891							1,620,767
Pigeon Hill	1,221	18,342				288,531							308,156
Stanbury						65,104		287,359					65,104
Nelsonville(Cowansvl.)	94,345		94,345		8,000	769,320			191,507				1,401,876
Sweetsburg						441,357							441,357
<b>Deanery Totals</b>	<b>294,530</b>	<b>945,286</b>	<b>688,890</b>	<b>103,600</b>	<b>20,014</b>	<b>13,041,290</b>	<b>841,419</b>	<b>751,964</b>					<b>16,523,351</b>

Note: The value of the land upon which our churches is built is not included in the Insured Property Values listed above.

No. 6 — Assets and Liabilities for the Year 2008

Name of Congregation	55 Current Assets	56 Congr'n Funds in Reserve	Endowments		Debt		Insured Property Value				65 Valuation Other Land	TOTAL CAPITAL & PROP. VALUE (#55-65) <sup>20</sup>	
			57 Endow- ment for Congr'n	58 Endow. & Beq. for Cemetery	59 Debt on Property	60 Other Debt	61 Church & Contents	62 Hall & Contents	63 Rectory	64 Other Buildings			
<b>Deanery of Brome-Sheffield</b>													
Mansorville	28,261	44,825											422,070
South Bolton	13,889			3,500									179,610
Bolton Centre	621	2,060											165,019
Brome	3,552	23,053	25,000	41,800									556,297
Iron Hill	7,757	4,713	15,216	16,370									166,680
West Brome	8,405	4,472		64,600									224,253
Sutton Junction	1,666		3,012	20,937									112,269
Granby	37,888	35,000	310,687	90,132									3,049,810
Abbotstford													799,646
North Ely													186,013
Otterburn Park	2,488		6,085		3,414								869,218
Rougmont	53,893	14,000	42,651	46,004									480,720
Sutton	5,644	271,292		207,161									1,271,681
Abercorn	4,060		11,984										131,255
Waterloo	30,397	38,353	75,871										1,914,281
Foster	27,000												577,474
Knowlton	55,137	58,259	60,525										1,706,198
Bolton Glen													143,736
<b>Deanery Totals</b>	<b>280,638</b>	<b>496,027</b>	<b>551,031</b>	<b>490,504</b>	<b>3,414</b>	<b>13,925</b>	<b>9,121,114</b>	<b>397,454</b>	<b>1,299,644</b>		<b>845,000</b>	<b>12,956,230</b>	

Note: The value of the land upon which our churches is built is not included in the Insured Property Values listed above.

No. 6 — Assets and Liabilities for the Year 2008

Name of Congregation	55 Current Assets	56 Congr'n Funds In Reserve	Endowments		Debt		Insured Property Value			65 Valuation Other Land	TOTAL CAPITAL & PROP. VALUE (\$55-65) <sup>20</sup>
			57 Endow-ment for Congr'n	58 Endow. & Beq. for Cemetery	59 Debt on Property	60 Other Debt	61 Church & Contents	62 Hall & Contents	63 Rectory		
<b>Deanery of South Shore</b>											
Brossard	225,309										564,978
Chambly with	81,875	145,673	18,000	32,000	21,628	413,208	390,205	422,546			1,377,699
St-Jean-Sur-Rich.						1,134,390					2,093,884
Sabrevois						1,096,841					334,822
L'Acadie	3,306					334,822					88,493
Greenfield Park	131,952				38,096	85,187		217,717			1,141,608
Delson	567	3,767		204,835		868,131	220,069				201,551
St-Hubert	10,373	6,935				197,217		114,991			632,299
Longueuil	15,874	27,433				500,000					1,288,111
St-Bruno	1,172	2,120				1,244,804		149,866			932,301
St-Lambert					100,000	779,143					2,904,333
Sorel	127,955	42,093				2,904,333					1,492,245
Odanak						1,522,197					301,847
Hemmingford						301,847					779,781
Havelock	10,790					231,919		122,958			376,050
Edwardstown						365,260					84,714
Chateauguay with	39,819	53,017	112,401	3,935		84,714		172,816			1,197,024
Huntingdon	10,711					984,389					919,758
Franklin Centre		1,990				743,629					175,020
Ormstown				5,800		175,020					757,878
Herdman						755,888					199,541
Valleyfield	2,599	3,024	38,422	14,000		199,541					1,140,451
<b>Deanery Totals</b>	<b>662,302</b>	<b>286,052</b>	<b>373,658</b>	<b>55,735</b>	<b>159,724</b>	<b>16,018,896</b>	<b>610,274</b>	<b>1,352,664</b>			<b>18,984,398</b>

Note: The value of the land upon which our churches is built is not included in the Insured Property Values listed above.

No. 6 — Assets and Liabilities for the Year 2008

Name of Congregation	55 Current Assets	56 Congr'n Funds in Reserve	Endowments			Debt		Insured Property Value				TOTAL CAPITAL & PROP. VALUE (\$55-65) <sup>20</sup>	
			57 Endow- ment for Congr'n	58 Endow. & Beq. for Cemetery	59 Debt on Property	60 Other Debt	61 Church & Contents	62 Hall & Contents	63 Rectorry	64 Other Buildings	65 Valuation Other Land		
<b>Deanery of Laurentians</b>													
Arundel/	30,970	12,500											666,256
Weir	22,540	30,676	10,600										264,625
Rockway													109,916
Laurel													109,916
Grenville	1,191	84,172	121,443		54,783								629,774
Callumet		2,000											174,485
Montebello	17,681		210,361										345,556
<b>Greater Parish of St. Andrews</b>													
Lachute													1,658,803
St. Andrew's East	748,353	97,280						239,489					806,474
Dunary	22,139	21,745			32,699								176,419
Lakefield					37,600								586,506
Shrewsbury													82,861
Millie Isles													211,376
Louisa	27,000												282,760
Morin Heights	54,117	188,933			62,654								580,503
St-Sauveur	588,872						15,000						1,118,298
<b>New Glasgow</b>													
Kilkenny													77,787
Rawdon with	61,136	72,320	167,728										1,982,918
St-Agathe	38,159	100,616	68,768		45,263								1,306,268
Rosemere with	19,007					56,636							878,100
Mascouche							103,000						813,313
Two Mountains	29,091	13,708	41,000					156,420					859,140
<b>Deanery Totals</b>	<b>1,660,256</b>	<b>623,950</b>	<b>619,900</b>	<b>232,999</b>	<b>56,636</b>	<b>118,000</b>	<b>9,265,048</b>	<b>843,052</b>	<b>880,275</b>	<b>358,095</b>			<b>13,901,304</b>

Note: The value of the land upon which our churches is built is not included in the Insured Property Values listed above.

No. 6 — Assets and Liabilities for the Year 2008

Name of Congregation	55 Current Assets	56 Congr'n Funds in Reserve	Endowments		Debt		Insured Property Value					TOTAL CAPITAL & PROP. VALUE (#55-65) <sup>20</sup>	
			57 Endow-ment for Congr'n	58 Endow. & Bqd. for Cemetery	59 Debt on Property	60 Other Debt	61 Church & Contents	62 Hall & Contents	63 Rectory	64 Other Buildings	65 Valuation Other Land		
<b>Deanery of Pointe Claire</b>													
Dorval	12,445	78,498					1,987,377						2,078,320
St. Stephen, Lachine	19,210						1,171,035						1,171,035
Lakeside Heights	13,743	248,434	5,000				1,428,915			269,508			1,436,973
Pointe Claire	5,734	12,350			75,000	19,006	2,896,671		283,006				3,433,356
Roxboro-Pierrefonds	64,780	14,471	41,000			4,037	2,484,935						2,598,013
Lachine	46,872	60,920					3,381,836						3,502,087
Valois							3,060,752						3,160,470
<b>Deanery Totals</b>	<b>162,784</b>	<b>414,673</b>	<b>46,000</b>		<b>75,000</b>	<b>28,619</b>	<b>16,411,521</b>		<b>552,514</b>				<b>17,380,254</b>

Note: The value of the land upon which our churches is built is not included in the Insured Property Values listed above.

No. 6 — Assets and Liabilities for the Year 2008

Name of Congregation	55 Current Assets	56 Congr'n Funds in Reserve	Endowments		Debt		Insured Property Value					TOTAL CAPITAL & PROP. VALUE (#55-65) <sup>20</sup>
			57 Endow- ment for Congr'n	58 Endow. & Bqd. for Cemetery	59 Debt on Property	60 Other Debt	61 Church & Contents	62 Hall & Contents	63 Rectory	64 Other Buildings	65 Valuation Other Land	
<b>Deanery of Ste-Anne</b>												
Beaconsfield-Kirkland	40,025	34,842	41,757	43,803			1,276,512					1,318,269
Beaurépaire	181,369	60,782	49,856		5,183		1,668,194			275,638		2,008,333
St Anne	4,814				8,118		358,496			358,496	175,020	1,167,783
St Michael All Angels					11,366		1,289,619			188,973		1,460,674
Parish of Vaudreuil												
Hudson Heights	47,751	627,456	130,783	238,228			2,113,780			422,755		3,342,525
Como	36,633	85,344	155,930	12,584			676,409	644,201			10,289	1,598,517
Evergreen												10,289
<b>Deanery Totals</b>	<b>310,592</b>	<b>808,424</b>	<b>378,326</b>	<b>294,615</b>	<b>24,667</b>	<b>7,383,010</b>	<b>644,201</b>	<b>1,245,862</b>	<b>185,309</b>			<b>10,906,390</b>

Note: The value of the land upon which our churches is built is not included in the Insured Property Values listed above.








- national or Bolen reports
- organization
- stewardship
- God, You - order
- blessings

## Constitution and Canons


### Re: Motions of Synod

- youth - young meeting
- St. Aug & St. St. Wolf (3)
- Awards



- a. There shall be a Treasurer elected at the annual meeting of Synod who shall oversee (i) the collection of money received for the accounts of Synod; (ii) the disbursement of funds to be paid under the authority of Synod; (iii) the safeguarding of the assets of Synod; (iv) the keeping of proper records.
  - b. Expenditure for any purposes not included in the budget and under the amount duly set from time to time by the Synod or Council shall be the responsibility of the Treasurer and must be reported at the Council meeting immediately before or after the expenditures; amounts over and above the limit expended for these purposes must have prior approval of the Synod or Council.
  - c. There shall be an auditor or auditors who shall be elected at the annual meeting of Synod.
- 11.
- a. No change to Constitution or Canons shall be binding on the members of the Church in this Diocese which has not received the assent of the Bishop, the clergy and the laity meeting in Synod.
  - b. Proposed alterations to the Constitution, Canons, Rules and Regulations of the Diocese to be presented to Synod shall be sent in writing to the Secretaries of Synod at least four months before the meeting of Synod and shall be submitted by the Secretaries to the Diocesan Council before presentation of the same to Synod. The proposed alterations shall become effective when passed by a majority of each Order and concurred in by the Bishop at the first sitting of Synod following notice of the proposed alterations in the circular convening Synod.
12. The expense of the Synod shall be defrayed by assessment on the congregations of the diocese in such amount and proportions, in such a manner and for such expenditures as the Diocesan Council, with the approval of Synod, shall have from time to time determined.
13. No lay delegate shall be allowed to take part in the proceedings of Synod, so long as any assessment payable to the Diocese by the parish, mission or cure which such delegate represents, for any prior year remains unpaid.
- a. There shall be a Synod Planning Committee of eight members, of whom at least six shall be members of Synod in the year of their election and at least four shall be lay, whose purpose shall be the planning and organization of Synod, with particular attention to the Conference Synod. The Synod Planning Committee shall determine the theme(s) for the Conference in consultation with Synod. The Committee shall be elected by Synod in the Conference year to serve until the end of the following Conference Synod, with a maximum number of two consecutive terms. Vacancies between Synods shall be filled by Diocesan Council.
  - b. The Synod Agenda Committee shall be a sub-committee of the Synod Planning Committee.

- 
- |         |   |
|---------|---|
| A.1     | Revision – Synod 1997   |
| A.1 (e) | Revision – Synod 2000   |
| A.1 (g) | “sixteen to twenty-four years” changed to “sixteen and twenty-one years” – Synod 2000 |
| A.1 (h) | “the Diocesan Physician” added before “and the Comptroller” – Synod 2000              |
| A.1 (i) | Addition – Synod 1999   |
| A.2.    | Revision – Synod 2004   |



## B) Order of Proceedings (1995)

1. The Synod shall convene at such time and place as the President shall determine.
2. A quorum having been declared, the Chair shall call the Synod to order, and in the absence of a quorum the Chair is authorized to adjourn the sitting, until such time as a quorum is secured.
3. Clerical and lay delegates shall register attendance on a form to be provided for that purpose.
4. At the opening of the session, the Secretaries shall report whether a quorum of each Order is present in Synod.
5.
  - a. Each session of the Synod shall include a public celebration of the Holy Eucharist.
  - b. The Bishop, the President of Synod, shall deliver the charge at this or some other suitable time.
  - c. Names of Synod members who died since the last session shall be read.
6. The order of business shall be determined by the Synod Agenda Committee and include:
  - a. The election of a Clerical Secretary, a Lay Secretary and a Treasurer. All of these shall be elected by ballot, if demanded, and shall hold their respective offices until their successors shall be chosen.
  - b. The appointment of Auditors.
  - c. The correction and approval of the minutes of the previous session and the receiving of the summary of the minutes of Diocesan Council.
  - d. The approval of Privileges of the Floor.
  - e. The reading of regrets.
  - f. The presentation of the Report of the Nominating Committee.
  - g. The appointment of Committees of the House.
  - h. The appointment of other Synod Committees.
  - i. Consideration of reports of committees, including the reports of the Theological College and diocesan institutions.
  - j. Consideration of reports of committees and Diocesan institutions.
  - k. The presentation of proposed constitutional or canonical changes.
  - l. Consideration of motions.
  - m. The presentation of memorials and petitions.
  - n. The presentation of reports dealing with financial matters involving the Synod.
  - o. Members' Forum.
  - p. Other reports, presentations or business deemed appropriate by the Synod Agenda Committee.
7. An address by the Bishop, a public service, or a public meeting under the auspices of Synod shall be in order at any time.
8. A Nominating Committee shall be appointed at each annual session. Its duty shall be to submit to the Secretaries, for inclusion in the circular convening the next annual session, names of persons to be considered for the committees and delegations to be appointed or elected by Synod.
9. In all cases in which the Synod is required to elect members of committees or delegations by ballot, the following rules shall apply:





- a. Voting shall take place on the day, and at the time appointed by the Bishop in consultation with the Agenda Committee of Synod as published in the Convening Circular.
  - b. The names of all those nominated for election shall be printed on a suitable ballot paper, lay and clerical nominees respectively arranged in alphabetical order. Over these names shall be indicated in clear type the number of persons to be voted for. Ballot papers shall be made available as early as possible after presentation of the report of the Nominating Committee.
  - c. Clergy and laity shall be entitled to vote for both clerical and lay members in the election of all committees and delegations, except for the delegates to Provincial and General Synods, who shall be elected by Orders.
  - d. Ballot boxes, one for each election and one for each Order, shall be placed in the ante-rooms of the Synod, in the charge of one clerical and one lay delegate for each ballot box.
  - e. No member of Synod may vote by proxy.
  - f. Scrutineers shall, before permitting deposit of a ballot, see that the name of the voter is on the printed list of members of Synod as furnished by the Secretaries.
  - g. The scrutineers shall close the voting at the hour appointed in accordance with Section 8 (a) of the Order of Proceedings and shall deliver the ballot boxes to the supervisor in charge of the counting of the ballots, together with the certified list of delegates which shall be marked to indicate those who have actually voted.
  - h. When two persons have received the same number of votes, the order of precedence shall be determined by random lot.
  - i. No ballot in the election of any committee or delegation shall be counted which does not record votes for at least one half the number of persons to be elected to such committee or delegation or which records votes for more than the number of persons to be elected to such committee or delegation.
  - j. The list of those elected in the several cases, the names arranged in the order of the number of votes cast, together with the certified lists of delegates marked to indicate those who have actually voted, shall be returned by the supervisor to the Chair of the Synod before the close of the session.
  - k. All ballots, the valid and the rejected in separate covers, shall be returned in sealed envelopes to be furnished for that purpose, together with the sheets on which the count of the ballots has been made, to the supervisor.
  - l. The Chair of the Synod shall announce the results of the balloting before the close of the session.
10. Synod shall appoint Marshalls of Synod who shall be responsible for maintaining order throughout the session.
  11. The reports of committees shall be in writing, signed by their respective chairs, who shall explain any portion of the report if requested by a member of the Synod. In the absence of the chair, another member of that committee may act on behalf of the chair.
  12. Reports of committees shall be printed in the Convening Circular.
  13. The Journal of Synod shall consist of the Convening Circular and the Acts and Proceedings of Synod. The Acts and Proceedings shall be printed under the direction of the Secretaries immediately after the annual session.
  14. Two or more of the Journals of Synod, with a statement attached to each, mentioning the number of pages therein and certifying the same to be a true copy of the original minutes and proceedings, of which it is the printed copy, signed by the Bishop or other presiding officer, and countersigned by the Secretaries, and sealed with the seal of the Synod, shall be delivered to the Archivist, and shall serve and avail and have the same force and effect as the said original minutes and proceedings.



## D) The Diocesan Council (1996)

1.
  - a. The Diocesan Council shall be the only standing committee of Diocesan Synod and shall consist of the Bishop(s), the Executive Archdeacon, the Clerical and Lay Secretaries of Synod, the Treasurer, one member appointed by each Deanery Chapter for a two year term, one member elected from Youth Synod for a two year term, diocesan members of the Council of General Synod and Provincial Council, and six members (3 clergy, 3 lay) elected at Synod for a one year term. For this purpose the Cathedral shall be deemed to be a Deanery.
  - b. Each Deanery shall elect one member and will, in alternate terms, elect from the clergy or the laity. Lay persons shall be elected from the parish membership of the Deanery; each such member shall represent the Deanery as its Synod Delegate in the two Synods following such election (see A.1 (e)), and shall be a member of Deanery Chapter for that two year period. Such delegates must conform to the requirements of Canon 26.4 (b). If the person so elected is already a parish delegate to Synod, then his or her alternate shall become the parish lay delegate. Deaneries will be advised which order they are to appoint. Any vacancy among the members of Council appointed by the Deaneries shall be filled by a member from the same Deanery and of the same order as the one to be replaced.
  - c. Any vacancy among the members of Council elected at Synod shall be filled by the person of the same order who had the next highest number of votes. No member elected to Council by Synod may serve more than four consecutive terms, but may be re-elected after a lapse of two years.
  - d. The youth delegate elected for a two year term shall be at least sixteen years of age and not older than twenty years of age at the time of election.
2. The Chancellor, the Vice-Chancellor, the Church Advocate and the Comptroller will be non-voting members of the Diocesan Council. The Chairs of the four standing committees referred to at Section 4 hereof shall also be members of Council but, except for chairpersons who have been elected or appointed as provided in Section 1, shall not have the right to vote. Synod office employees shall not be eligible for appointment or election to Council, but will be expected to attend meetings when matters pertaining to their portfolios are discussed. They shall have no vote.
3. The Bishop will be the chairperson of Council. The Council will meet within thirty days of its election and will, as its first task, elect a vice-chairperson who will hold office until the next Synod. Thereafter, it will meet monthly, except in July and August, or at the call of the chairperson, or at the request of any five voting members, with at least ten days written notice having been given. Ten voting members shall form a quorum of whom at least five must be laity.
4. The Council shall have four standing committees. Resources for Ministry Committee; Outreach and Mission Committee; Administration and Finance Committee; and Nominating Committee.
5. It shall be the duty of the Council to consider and deal with all matters referred to it by the Synod. All matters belonging to the jurisdiction of the Synod, including the administration and management of its property, shall be vested in the Council.
6. The Council, in conjunction with the Bishop, shall on behalf of the Synod deliberate and decide upon policy direction of all diocesan affairs. It shall develop the broad lines of diocesan policy and shall ensure that all diocesan officers, committees and boards work within the framework of that policy.
7. All committees and boards set up by the Synod shall be responsible to the Council and shall submit reports when requested as well as annually to Synod.
8. The Council shall have power to delegate specific functions to such persons as it may designate; these persons need not be members of Synod.
  - a. The Council, in cooperation with the Treasurer and the Administration and Finance Steering Committee, shall prepare and present to the annual meeting of the Synod, a recommended Diocesan budget of revenue and expenditure for the following year.



## **Canon 5 – Status of Congregations, Missions, Parishes and Cures (1986)**

1.
    - a. A congregation is a group of people gathered together to worship according to the rites of the Anglican Church of Canada.
    - b. A mission is an ecclesiastical division which is supported, in whole or in part, by the diocese, and has not been organized as a parish.
    - c. A parish is an ecclesiastical division in which one or more congregations have been organized, and which
      - i. has provided a place or places of worship, and
      - ii. either singly or in combination with other parishes provides for the support of an Incumbent.
    - d. An aided parish is one in which part of the financial support of its Incumbent is provided by the parish and part is contributed by the diocese.
    - e. A self-sustaining parish is one which provides the whole of the support of its Incumbent, and shall be designated and enjoy the status of a rectory parish.
    - f. A cure is any ecclesiastical division to which a priest, deacon or lay pastor is licensed by the Bishop, and may comprise one or more congregations, missions or parishes.
  2. An aided parish may become a rectory (self-sustaining) parish when it establishes, to the satisfaction of the Diocesan Council and the Bishop, that it is able to provide the whole of the required support of the Incumbent.
  3. If a rectory parish shall fail, for a period of three months, to provide the full support of its Incumbent, the Diocesan Council may recommend to the Bishop that the parish becomes an aided parish.
  4. The right of appointing an Incumbent to a mission or an aided parish shall be vested in the Bishop.
  5. The support of all persons licensed by the Bishop for ministry within the diocese, including the minimum annual stipend and benefits, shall be established from time to time by the Diocesan Council or the Synod, and notice of all decisions in this regard shall be given to all the salary-paying sources affected thereby.
-



## **Canon 14 – The Financial Support of Parishes (1986)**

1. Every cure, parish, mission or institution to which the Bishop has licensed a deacon, priest or lay pastor, hereafter referred to as "the institution", shall be responsible for the payment or provision of stipends and other benefits to which the licensee is entitled in accordance with Canon 5.
  2. Every institution in the diocese shall inform the Treasurer of the diocese annually of the amounts that they are willing to contribute to the Mission Fund and to other diocesan programmes and outreach commitments. Such information shall be provided in the form and at the time established by the Diocesan Council.
  3. By the fifteenth of January in each year a return shall be made to the Treasurer of the diocese by any such institution requiring assistance for the coming year, indicating the amount which it will pay towards the costs included in section 1 above, and the amount required as a subsidy from the Mission Fund.
  4. The Bishop shall consider each request for a subsidy, and may also consult the Diocesan Council. If the request does not meet with approval, an effort shall be made to advise and assist the said institution to review its financial situation and to amend its commitments.
  5. The Diocesan Council, having agreed to the amended subsidy request, shall proceed to vote the amount required from the Mission Fund to provide the total support of the Incumbent as required by section 1 above.
  6. The amended amount payable by each institution shall be paid to the Treasurer of the diocese in equal monthly instalments.
  7. The total amount of the Incumbent's support shall be remitted to the Incumbent by the Treasurer of the diocese in equal monthly instalments.
  8. If the said Institution fails to meet the agreed payments for a period of three months, the Bishop shall take suitable action.
-





## Canon 17 – Clergy Remuneration (2000)

1. The Diocesan Council shall appoint a standing committee, reporting to the Administration and Finance Standing Committee, to be styled "The Standing Committee on Clergy Remuneration", with the following constitution and responsibilities:
  - a. The Chair of the committee shall be appointed by Diocesan Council. The Committee shall be composed of not less than 3 members of the clergy and not less than 3 members of the laity, and the Diocesan Comptroller shall be a member ex-officio. Diocesan Council shall determine the number of members to be appointed to this committee, and members shall hold their office at the pleasure of Diocesan Council. A majority of members shall constitute a quorum.
  - b. Retiring members shall submit their resignation to the Chair, who shall notify Diocesan Council of the need to appoint replacement members.
  - c. It shall be the responsibility of the committee to review all matters relating to the remuneration of ordained clergy licensed by the Bishop to work in the Diocese of Montreal, including but not limited to minimum stipends, employment benefits, transportation reimbursement, and housing or housing allowances, and to establish appropriate policies, subject to Diocesan Council approval.
2. Not later than September 30th of each year, the Standing Committee on Clergy Remuneration shall submit to Diocesan Council a minimum stipend scale for ordained clergy for the following year; the stipend paid to clergy licensed by the Bishop for full time employment in the Diocese of Montreal shall be not less than that indicated by the minimum stipend scale. The basis for establishing minimum stipends shall be as follows:
  - a. A Base Stipend rate shall be established, which is the annual stipend payable to newly ordained clergy in their first year of ministry. This base stipend rate shall be adjusted for inflation each year according to the average annual change over the preceding three years in the National Consumer Price Index, as published by Statistics Canada for the month of June.
  - b. For clergy in their 2nd through 36th years of ministry, an incremental factor of 1.25% of the Base Stipend rate for each year of ministry beyond the first shall be added to the Base Stipend rate.
  - c. In determining the appropriate minimum stipend, a new year of ministry begins on January 1st of each year following ordination.
  - d. The minimum stipend for part-time employment shall be determined by the minimum stipend scale on a pro rata basis.
  - e. This paragraph (2) shall become effective for stipends payable in 2001 and succeeding years.
3. Transitional Measures
  - a. for the purpose of calculating the Base Stipend for 2001, the Base Stipend for 2000 will be deemed to have been \$24,486.
  - b. for each of the years 2001 to 2005, the Base Stipend shall be increased by an additional \$500 prior to the calculation of the increase due to inflation.
  - c. clergy whose deemed seniority exceeds their actual years of service, owing to having been ordained above the age of 28 under the former canon, shall remain at their current level of seniority until such time as their actual years of service reach their seniority level; at that time, such clergy's seniority level will again rise each year in accordance with Paragraph 2(c).

---

Originally implemented in 1990, rescinded and replaced (as printed) in 2000.



## Canon 19 – Rectorial Tenure (1986)

1.
    - a. The Diocesan Council shall appoint annually a standing committee, to be styled "The Rectorial Tenure Committee", composed of six clerical and six lay members of Synod, one of whom must be a member of the legal profession.
    - b. This committee shall elect its own chairman.
    - c. A quorum of this committee shall consist of seven members, provided that there be present at least three clerical and at least three lay members.
  2.
    - a. When there shall arise in a cure any disagreement between the Rector and the parishioners of that cure which may be claimed to warrant the dissolution of pastoral relations between them, upon a resolution from the Vestry of that cure or a written request from the Rector, the Bishop, should he be unable to settle such disagreement, may, without limiting in any way episcopal jurisdiction in the matter, refer the situation to the Rectorial Tenure Committee, provided always that the current stipend of the Rector shall have been paid in full.
    - b. The Rectorial Tenure Committee shall give ten days advance notice of their meeting by registered letter to the Rector and to the Wardens, accompanied by a copy of the resolution from the Vestry or the request from the Rector.
    - c. Either party may be represented by legal counsel at all hearings of the committee.
  3. If the Bishop and the Rectorial Tenure Committee decide that the Rector shall cease to serve in the cure, the Bishop shall notify the Rector of such decision by registered letter; at the expiration of three months from the sending of such notice the cure shall become vacant, provided no appeal has been taken from the rendering of such decision.
-



# **Additional Reports**



At General Synod 2007, two former committees of the National Church became one committee, PMEJ. It is hoped that a new name for this committee will be adopted at the next General Synod in 2010! One name that is being discussed is "Partners in Mission and Justice."

In the transition from two committees to one, there have been a number of growing pains. We have co-chairs. I am serving as a past EcoJustice chair, and Peter Fenty, formerly a member of Partners-in-Mission is my co-chair. The committee is large, too large to function smoothly, with 18 members and 7 staff. We are planning to recommend a reduction in numbers for the next triennium, with some members who will provide continuity for the ongoing merger. Our sub-committees will continue with some membership by invitation to work on special projects.

The mandate of this committee is huge and offers a variety of tasks. We belong to Working Groups according to our passions.

- 1) **The Mission Education and Personnel Working Group** acts as a reference group for staff initiatives on resource production and mission personnel policy. Several issues include the **Volunteers in Mission Program**, the **Theological Students International Intern Program** and some **continuing education placements**.
- 2) **The Global Relations Working Group** acts as a reference group for staff monitoring of **Anglican Communion** events and processes. This group is reflecting on future directions of global relationships for mission and justice. Some areas that are being considered include travel throughout the Communion to stay in relationship with other provinces, the relationship with the Evangelical Lutheran Church in Canada, a commitment to truth-telling, healing and right relations between Indigenous and non-Indigenous peoples in Canada and beyond, and the Vision 2019 strategic planning process.
- 3) **The Ecojustice Working Group** is responsible for recommending policy and actions on ecojustice concerns to the larger PMEJ committee and for providing oversight to the **Justice Camp** initiative.
- 4) **The Vision, Theology and Worship Working Group** is discerning what underlying themes and first principles will help to integrate the threads of Partners in Mission and Ecojustice. They involve the committee in Theological reflection through worship and study.
- 5) **The Communications Working Group** is exploring ways to tell the story of Anglican mission and justice using the website, a DVD, Powerpoint and other presentation formats, brochures and print media including the Anglican Journal and diocesan newsletters.
- 6) **The Oversight Working Group** makes preparations for meetings, and is working towards clarity and accountability regarding the work of PMEJ by staff and members in light of current budget cuts.

During this triennium, this committee has met in Toronto, Brandon, Manitoba, Montreal and Vancouver. Visits provide opportunities to interact with Diocesan initiatives. A final meeting will take place in Toronto prior to General Synod 2010. To that end the committee is following through on GS Resolutions relating to mission and justice work.

Some of the resolutions focus on an **International Campaign to Abolish Nuclear Weapons**, Anglican membership in the **Canadian Food Grains Bank**, the **Millenium Development Goals**, work for peace in **Sri Lanka**, human rights issues in the **Philippines**, support for

partners in **the Middle East**, the **Anglican Communion Environmental network**, the **Youth Initiatives Task Force**, the **Truth and Reconciliation Commission**, **Anti-Racism Training** and the work of **Kairos**.

Ongoing information on all these issues and more is provided on the website of the Anglican Church of Canada.

It has been a privilege to serve on this National committee, especially through the challenges of a merger of two very distinct committees. Although the separate committees had very different ways of working, we have come to learn that all our work is about both mission and justice. We seek to hear God's voice as we work to make a difference in the Church and in the World.



Ministry is defined by Oxford dictionary as service or a person or thing through which something is accomplished. The youth department and youth council are areas where these definitions are personified. The terms of the Youth Council Mandate cover three areas:

- a) to be a presence to youth, youth workers, parishes, diocese and the wider church
- b) to provide events and activities to youth that will help the young people of the diocese explore elements of faith, personal development, multiculturalism and church life
- c) be a source of communication and advocacy on issues that are facing our young people.

Once again the young people of our diocese did not fail us. The Youth Council fulfill their mandate by organizing three events: Youth Festival, Youth Synod and the Samaritan Project.

#### Youth Festival

Once again the Youth Festival was a big success. Having touched hundreds of passers by as well as youth from our parishes, participants were treated with a spectacle of musical and dance acts that crossed a large spectrum of music genres. Although a great time, the council feels that this event provides a form of evangelism. So often people stereotype and label Christians with certain behaviours and likes/dislikes. This is the council's way to break those stereotypes, to show Montreal that Christianity is not as homogeneous as they think.

#### Youth Synod

The youth department organized the 34<sup>th</sup> annual Youth Synod. This year's theme was *Stir us to Deeper Discipleship*. Our speakers the Rev. Canon Tim Smart and Rev. Nick Brotherhood lead delegates in a number of discussions about what it means to be Christian and what is really involved in discipleship. Youth Synod took on a new format of being a conference that lasted two days.

One large disappointment was the numbers that attended this year's conference. Numbers once again decreased, and this event hosted 23 youth. The Council is curious as to why numbers are continually dropping. Seeing that there are over 60 parishes in the diocese and if each parish could find one youth, this event would have tripled in numbers. Through this the council is currently reflecting and open to feedback in helping parishes try to get their youth to this event.

Although numbers were small this did not squish the spirit of this gathering. From our time together delegates produced two items that all church members should try to see. The first is a video for the national church was produced. This video was in response to the vision 2010 national campaign. The second is a book that the Youth Council have published. In this book are letters that delegates have written to larger church. Delegates were asked to answer three questions:

- a) What do you believe?
- b) What their church is like?
- c) How does or does not the church support them?

The delegates responses are not only heart felt, honest but also give the rest of the community a different insight and a voice that has been too often silenced. These books are available through the Youth Department.

### The Samaritan Project

The third event organized by the Youth Council is the Samaritan project. Unfortunately this event was cancelled due to timing issues.

### **Trainings and Policy**

Along with the three events the youth department was also involved in implementing two bodies of work. The first was the Safer Church Policies and the second was the Youth Worker Training Manuel. Each document and training sessions are to provide not only a safer environment for youth but also a better equipped their leaders so to be able to work with the young people that attend their programs.

### **Youth In Crisis**

This year the Youth Council produced a poster and business card campaign that addressed the issue of youth in crisis. Both sources provide telephone numbers of various organizations that maybe able to help young people get into contact with people that can help them deal with the issue they are facing. Churches are asked to place these resources where your and outside youth will have the most accessibility to them.

All in all the Youth Council have worked hard to be a valuable resource to the parishes and young people of our diocese. A huge thank you goes out to all the members of the 2008-2009 Youth Council: Juliet Oppong, Charlotte Henderson, Tina Oppong, Josiah Henderson, Carolin Hamilton, Zack Garoufalus, Simon Pelltier, Amanda Montague, Fr. Chris Belle.

---

## Clergy – Name, Parish, Occupation, Church Activities and Other Interests

---

**Gwenda Wells**— Priest-in-charge

**Parish:** St Barnabas, St Lambert

**Church-related Activities:**

- Planning committee of the Diocesan PWRDF Unit
- Anglican Representative to the Réseau Oécumenique de Justice et paix (Québec's version of KAIROS)
- For many years a member of the Standing Committee on Ministry and it's Subcommittee on the Permanent Diaconate
- Corporation member, Diocesan College; served twice on the faculty of the Montreal Ministry Challenge discernment programme for young adults; several times an ACPO assessor
- Chaplain, Royal Canadian College of Organists Montreal Centre
- Two priority areas I chose for my interim at St Barnabas Church: the promotion of ministry to young families and environmental awareness and action
- The Marks of Mission, particularly with the newly proposed sixth mark (Peace, Conflict Transformation and Reconciliation) capture well my vision of our Church
- I envision a distinctively Québécois Anglican identity as we become more truly multicultural, conscious of struggling rural communities, ecumenical, committed to our beautiful and precious natural habitats and in solidarity with our First Nations sisters and brothers

**Other Interests/Activities:** choral singing, gardening, promoting local organic agriculture, appreciating the great outdoors, being an active auntie and keeping the brain and soul alive through music, reading and engagement in civil society.

**The Rev'd Canon Michael J. Robson**— Incumbent

**Parish:** St Hubert & Longueuil

**Church related Activities:** former Clerical Secretary of Synod, served three terms as Regional Dean of the South Shore, served various positions on the Board of Action Réfugiés Montreal, served on & chaired the Clergy Remuneration Committee, also served terms on Diocesan Council & the former Programme Committee. Interested in Liturgy, Church History, Ecumenical Relations, Refugee Matters

**Other Activities/Interests:** History (especially North American), Railroading, Administration



---

**Laity – Name, Parish, Occupation, Church Activities and Other Interests**

---

**Dr. Douglass Dalton**— Nominee from the Deanery of Hochelaga

**Parish:** St. John the Evangelist, Montreal

**Church related Activities:**

- Delegate to General Synod in 2007
- Synod delegate from the Church of St. John the Evangelist.

**Other Activities/Interests:**

- Physician in general practice
- Director of the Family Medicine residency program, McGill University.


**Lynn Shepherd**

**Parish:** St. Clement's Church, Verdun

**Church-related Activities:** Lynn Shepherd has been a member of St. Clement's Church for over 21 years. She has been a Synod Delegate for the last 10 years. Lynn is the Parish Vestry Clerk and Envelope Secretary. She also enjoys singing in the Choir and works on the Altar Guild and regularly participates in the Sunday readings and is a Chalice Administrator.

**Other Activities/Interests:** Lynn is a member of a Fraternal Organization (Sons of Scotland Benevolent Association) and enjoys spending time at her country place and is involved with the WA at her summer country church.





## DIOCESE OF MONTREAL

To all Diocesan Clergy and Members of Parishes in the Diocese:

### **AMB Researchers Report to the Diocese of Montreal**

#### **Important dates for your calendar!!!!**

The much-anticipated Report from AMB Researchers (Myrlene Boken) will be presented to Clergy and members of Parishes in January 2010.

**NOTE: The information contained in this Report may be of vital importance to the future of ministry in your Parish, in your Deanery and in our Diocese of Montreal.** Please plan to attend one of the Report Distribution and Discussion Sessions noted below to receive the Report for your Parish, your Deanery, and the Diocese. **All Clergy are expected to attend, and as many members of Parishes as possible are encouraged to attend.**

It is anticipated that this information will be extremely helpful in helping Parishes/Congregations and Deaneries/Archdeaconries in identifying opportunities for ministry and for growth.

***This Report will provide valuable tools for developing strategic planning in the Parish, Deanery and Diocese. In the Report you will receive:***

- an assessment of the “curb appeal” of your church property, facility and signage;
- **population growth projections** for each municipality in the Diocese;
- maps showing the **geographical distribution of members** of your Parish/Congregation, and the resulting share of census Anglicans and the total population;
- **parish statistics** in graph form showing **average weekly attendance**, and **identifiable givers and envelope contributions** in current and constant dollars;
- a **twenty-five year summary of the demographic trends** in your Parish area, as well as a detailed report of the **2006 (most recent) census data**;
- key **demographic trends**, mapped for easy reference;
- the **ages of the congregation’s members compared with the ages of members of the community**; and,
- **recommendations for current and future ministry development and Parish growth.**

*(Please turn over)*

**Contact your Parish Priest as soon as possible to pre-register for the Report Distribution and Discussion Session in your Deanery.**

**Deanery Presentations**

Thursday, January 14 at 2:00—South Shore at Chambly

Thursday, January 14 at 7:00 p.m. — Eastern Townships at Sutton

Sunday, January 17 at 3:00p.m. — Archdeaconry of St. Andrew's (Location to be determined)

Monday, January 18 at 7:00 p.m. — Pointe Claire at St. Andrew's St. Mark's, Dorval

Tuesday, January 19 at 7:00 p.m. — St. Anne's at Christ Church, Beaufort

Wednesday, January 20 at 7:00 p.m. — St. Mary's/West Montreal (location to be determined)

Thursday, January 21 at 7:00 p.m. — Hochelaga (location to be determined)

---

Notes:

Tuesday, January 12 at 4:00 p.m:


**Diocesan Council will receive the Report**

Wednesday, January 13 at 1:30 p.m. at Fulford Hall:

**Presentation of the Report to Clergy**

**(All Parish Clergy expected to attend)**





## DIOCESE OF MONTREAL

To all Diocesan Clergy and Members of Parishes in the Diocese:

### **AMB Researchers Report to the Diocese of Montreal**

#### **Important dates for your calendar!!!!**

The much-anticipated Report from AMB Researchers (Myrlene Boken) will be presented to Clergy and members of Parishes in January 2010.

**NOTE: The information contained in this Report may be of vital importance to the future of ministry in your Parish, in your Deanery and in our Diocese of Montreal.** Please plan to attend one of the Report Distribution and Discussion Sessions noted below to receive the Report for your Parish, your Deanery, and the Diocese. **All Clergy are expected to attend, and as many members of Parishes as possible are encouraged to attend.**

It is anticipated that this information will be extremely helpful in helping Parishes/Congregations and Deaneries/Archdeaconries in identifying opportunities for ministry and for growth.

***This Report will provide valuable tools for developing strategic planning in the Parish, Deanery and Diocese. In the Report you will receive:***

- an assessment of the “curb appeal” of your church property, facility and signage;
- **population growth projections** for each municipality in the Diocese;
- maps showing the **geographical distribution of members** of your Parish/Congregation, and the resulting share of census Anglicans and the total population;
- **parish statistics** in graph form showing **average weekly attendance**, and **identifiable givers and envelope contributions** in current and constant dollars;
- a **twenty-five year summary of the demographic trends** in your Parish area, as well as a detailed report of the **2006 (most recent) census data**;
- key **demographic trends**, mapped for easy reference;
- the **ages of the congregation’s members compared with the ages of members of the community**; and,
- **recommendations for current and future ministry development and Parish growth.**

*(Please turn over)*

**Contact your Parish Priest as soon as possible to pre-register for the Report Distribution and Discussion Session in your Deanery.**

**Deanery Presentations**

Thursday, January 14 at 2:00—South Shore at Chambly

Thursday, January 14 at 7:00 p.m. — Eastern Townships at Sutton

Sunday, January 17 at 3:00p.m. — Archdeaconry of St. Andrew's (Location to be determined)

Monday, January 18 at 7:00 p.m. — Pointe Claire at St. Andrew's St. Mark's, Dorval

Tuesday, January 19 at 7:00 p.m. — St. Anne's at Christ Church, Beaufort

Wednesday, January 20 at 7:00 p.m. — St. Mary's/West Montreal (location to be determined)

Thursday, January 21 at 7:00 p.m. — Hochelaga (location to be determined)

---

Notes:

Tuesday, January 12 at 4:00 p.m.:

**Diocesan Council will receive the Report**

Wednesday, January 13 at 1:30 p.m. at Fulford Hall:

**Presentation of the Report to Clergy**

**(All Parish Clergy expected to attend)**